

SUMMER 2024

Home

Announcements

Syllabus

Modules

Grades

People

Ryan Library

Zoom

Studio

New Analytics

Panorama

Assignments 

Discussions 


Rubrics 

Quizzes 

Outcomes 

Course Syllabus

[Jump to Today](#)

 [Edit](#)



Department of Sociology, Social Work, and Family Sciences

SOC1001 - Introduction to Sociology

3 Units

Summer 2024| Session I

Fully Online

May 6 - June 7

Meeting Days/Times: Online Asynchronous

Instructor: Professor Tré Watkins

Meeting Location: Online

Email: cwatkin1@pointloma.edu

Office Location and Hours: By appointment

PLNU MISSION

To Teach ~ To Shape ~ To Send

Point Loma Nazarene University exists to provide higher education in a vital Christian community where minds are engaged and challenged, character is modeled and formed, and service is an expression of faith. Being of Wesleyan heritage, we strive to be a learning community where grace is foundational, truth is pursued, and holiness is a way of life.

FOUNDATIONAL EXPLORATIONS MISSION

PLNU provides a foundational course of study in the liberal arts informed by the life, death, and resurrection of Jesus Christ. In keeping with the Wesleyan tradition, the curriculum equips students with a broad range of knowledge and skills within and across disciplines to enrich major study, lifelong learning, and vocational service as Christ-like participants in the world's diverse societies and cultures.

COURSE DESCRIPTION

Sociology presents a fundamentally different perspective on our human world than most Americans typically engage with: one that emphasizes our connections and relationships with other people. In this course, you will begin to examine the role that institutions, power, and our own social interpretations play in shaping our lives. We will examine the constraints and advantages that come with belonging to social groups (including those created by race, gender, age, social-economic status, and religion), and we will wrestle with conceptions of social structure, culture, and deviance.

INSTITUTIONAL LEARNING OUTCOMES

1. Learning, Informed by our Faith in Christ

Students will acquire knowledge of human cultures and the physical and natural world while developing skills and habits of the mind that foster lifelong learning.

2. Growing, In a Christ-Centered Faith Community

Students will develop a deeper and more informed understanding of others as they negotiate complex professional, environmental and social contexts.

3. Serving, In a Context of Christian Faith


Students will serve locally and/or globally in vocational and social settings.

COURSE LEARNING OUTCOMES

Upon successful completion of this course, you will be able to:

1. Critically discuss major theoretical perspectives, such as conflict theory, structural functionalism, and symbolic interactionism.
 2. Identify and critique various social structures, particularly those resulting in inequality and injustice.
 3. Evaluate and apply social science data to inform decisions of everyday life.
 4. Describe and exemplify the relationship between our Christian faith and human actions.
 5. Apply service-minded sociological concepts to specific need areas in our communities.
 6. Demonstrate an understanding of the complex issues faced by diverse groups in global and/or cross-cultural contexts.
-

REQUIRED TEXTS & RECOMMENDED RESOURCES

Introduction to Sociology, 2e. Houston, TX: OpenStax at Rice University. (ISBN-13: 978-1-938168-01-7). The primary textbook is FREE digitally [here](#) .

CREDIT HOUR INFORMATION

In the interest of providing sufficient time to accomplish the stated Course Learning Outcomes, this class meets the PLNU credit hour policy. It is anticipated that students will spend a minimum of 37.5 participation hours per credit hour on their coursework.

Distribution of Course Hours

ASSIGNMENTS	TIME REQUIRED (HOURS)
Online Discussion	25
Reading	52
Assignments	11
Quizzes	7.5
Final Project	17
TOTAL	112.5

ASSESSMENT AND GRADING

Final Grade

At the end of the semester, a letter grade for the course will be based on the following scale:

Grade Scale

Standard Grade Scale Based on Percentage of Points Earned				
A	B	C	D	F
A 93-100	B+ 87-89	C+ 77-79	D+ 67-69	F ≤ 59
A- 90-92	B 83-86	C 73-76	D 63-66	
	B- 80-82	C- 70-72	D- 60-62	

Only grades of C or better will count toward program GPA.

A cumulative program GPA of 2.0 or higher is required to graduate.

Distribution by Percentage

Grades will be distributed by the following percentages per assignment type.

Distribution of Points

ASSIGNMENTS	PERCENTAGE OF GRADE
Online Discussions	25%
Quizzes	10%
Reading Responses	20%
Papers and Projects	45%
Total	100%

STATE AUTHORIZATION

State authorization is a formal determination by a state that Point Loma Nazarene University is approved to conduct activities regulated by that state. In certain states outside California, Point Loma Nazarene University is not authorized to enroll online (distance education) students. If a student moves to another state after admission to the program and/or enrollment in an online course, continuation within the program and/or course will depend on whether Point Loma Nazarene University is authorized to offer distance education courses in that state. It is the student's responsibility to notify the institution of any change in his or her physical location. Refer to the map on [State Authorization](#) to view which states allow online (distance education) outside of California.

INCOMPLETES AND LATE ASSIGNMENTS

All assignments are to be submitted/turned in by the beginning of the class session when they are due—including assignments posted in Canvas. Incompletes will only be assigned in extremely unusual circumstances.

PLNU COPYRIGHT POLICY

Point Loma Nazarene University, as a non-profit educational institution, is entitled by law to use materials protected by the US Copyright Act for classroom education. Any use of those materials outside the class may violate the law.

PLNU ACADEMIC HONESTY POLICY

Students should demonstrate academic honesty by doing original work and by giving appropriate credit to the ideas of others. Academic dishonesty is the act of presenting information, ideas, and/or concepts as one's own when in reality they are the results of another person's creativity and effort. A faculty member who believes a situation involving academic dishonesty has been detected may assign a failing grade for that assignment or examination, or, depending on the seriousness of the offense, for the course. Faculty should follow and students may appeal using the procedure in the university Catalog. See [Academic Policies](#) for definitions of kinds of academic dishonesty and for further policy information.

PLNU ACADEMIC ACCOMMODATIONS POLICY

PLNU is committed to providing equal opportunity for participation in all its programs, services, and activities. Students with disabilities may request course-related accommodations by contacting the Educational Access Center (EAC), located in the Bond Academic Center (EAC@pointloma.edu or 619-849-2486). Once a student's eligibility for accommodation has been determined, the EAC will issue an academic accommodation plan ("AP") to all faculty who teach courses in which the student is enrolled each semester.

PLNU highly recommends that students speak with their professors during the first two weeks of each semester/term about the implementation of their AP in that particular course and/or if they do not wish to utilize some or all of the elements of their AP in that course.

Students who need accommodations for a disability should contact the EAC as early as possible (i.e., ideally before the beginning of the semester) to ensure appropriate accommodations can be provided. It is the student's responsibility to make the first contact with the EAC.

PLNU ATTENDANCE AND PARTICIPATION POLICY

Regular and punctual attendance at all class sessions is considered essential to optimum academic achievement. If the student is absent for more than 10 percent of class sessions, the faculty member will issue a written warning of de-enrollment. If the absences exceed 20 percent, the student may be de-enrolled without notice until the university drop date or, after that date, receive an "F" grade.

COURSE MODALITY DEFINITIONS

1. **In-Person:** Course meetings are face-to-face with no more than 25% online delivery.
2. **Online:** Coursework is completed 100% online and asynchronously.
3. **Online Synchronous:** Coursework is completed 100% online with required weekly online class meetings.
4. **Hybrid:** Courses that meet face-to-face with required online components.

In some courses, a portion of the credit hour content will be delivered asynchronously and attendance will be determined by submitting the assignments by the posted due dates. See [Academic Policies](#) in the Undergraduate Academic Catalog.

ASYNCHRONOUS ATTENDANCE/PARTICIPATION DEFINITION

A day of attendance in asynchronous content is determined as contributing a substantive note, assignment, discussion, or submission by the posted due date. Failure to meet these standards will result in an absence for that day. Instructors will determine how many asynchronous attendance days are required each week.

PLNU is committed to providing equal opportunity for participation in all its programs, services, and activities. Students with disabilities may request course-related accommodations by contacting the Educational Access Center (EAC), located in the Bond Academic Center (EAC@pointloma.edu or 619-849-2486). Once a student's eligibility for accommodation has been determined, the EAC will issue an academic accommodation plan ("AP") to all faculty who teach courses in which the student is enrolled each semester.

PLNU highly recommends that students speak with their professors during the first two weeks of each semester/term about the implementation of their AP in that particular course and/or if they do not wish to utilize some or all of the elements of their AP in that course.

Students who need accommodations for a disability should contact the EAC as early as possible (i.e., ideally before the beginning of the semester) to ensure appropriate accommodations can be provided. It is the student's responsibility to make the first contact with the EAC.

SPIRITUAL CARE

Please be aware that PLNU strives to be a place where you grow as a whole person. To this end, we provide resources for our students to encounter God and grow in their Christian faith.

If students have questions, a desire to meet with the chaplain, or have prayer requests you can contact the [Office of Spiritual Life and Formation](#).


SEXUAL MISCONDUCT AND DISCRIMINATION

Point Loma Nazarene University faculty are committed to helping create a safe learning environment for all students. If you (or someone you know) have experienced any form of sexual discrimination or misconduct, including sexual assault, dating or domestic violence, or stalking, know that help and support are available through the [Title IX Office](#). Please be aware that under Title IX of the Education Amendments of 1972, it is required to disclose information about such misconduct to the Title IX Office.

If you wish to speak to a confidential employee who does not have this reporting responsibility, you can contact Counseling Services at counselingservices@pointloma.edu or find a list of campus pastors at the [Title IX Office | Get Help Now](#)

LANGUAGE AND BELONGING

Point Loma Nazarene University faculty are committed to helping create a safe and hospitable learning environment for all students. As Christian scholars, we are keenly aware of the power of language and believe in treating others with dignity. As such, it is important that our language be equitable, inclusive, and prejudice-free. Inclusive/Bias-free language is the standard outlined by all major academic style guides, including MLA, APA, and Chicago, and it is the expected norm in university-level work. Good writing and speaking do not use unsubstantiated or irrelevant generalizations about personal qualities such as age, disability, economic class, ethnicity, marital status, parentage, political or religious beliefs, race, gender, sex, or sexual orientation. Inclusive language also avoids using stereotypes or terminology that demeans persons or groups based on age, disability, class, ethnicity, gender, race, language, or national origin. Respectful use of language is particularly important when referring to those outside of the religious and lifestyle commitments of those in the PLNU community. By working toward precision and clarity of language, we mark ourselves as serious and respectful scholars, and we model the Christ-like quality of hospitality.

You may report an incident(s) using the [Bias Incident Reporting Form](#) .

USE OF TECHNOLOGY

In order to be successful in the online or hybrid environment, you'll need to meet the minimum technology and system requirements; please refer to the [Technology and System Requirements](#) information. Additionally, students are required to have headphone speakers, microphone, or webcams compatible with their computer available to use. Please note that any course with online proctored exams requires a computer with a camera (tablets are not compatible) to complete exams online.

Problems with technology do not relieve you of the responsibility of participating, turning in your assignments, or completing your class work.

ARTIFICIAL INTELLIGENCE (AI) SYLLABUS POLICY




Use of Artificial Intelligence (AI) tools (e.g., ChatGPT, iA Writer, Marmot, Botowski) is not permitted, and the use of these tools will be treated as plagiarism.

ASSIGNMENTS AT-A-GLANCE

Course Summary:

Date	Details	Due
Mon May 6, 2024	 Academic Honesty Verification Statement	due by 11:59pm
	 WK1: Introductions	due by 11:59pm
	 Week 1 Overview	to do: 11:59pm

Tue May 7, 2024	 WK1: Current Events Discussion Group 1	due by 11:59pm
Wed May 8, 2024	 WK1: Spiritual Integration Discussion	due by 11:59pm
Thu May 9, 2024	 WK1: Reading Response Discussion (Chapters 1-5)	due by 11:59pm
Sat May 11, 2024	 Quiz 1	due by 11:59pm
Mon May 13, 2024	 Week 2 Overview	to do: 11:59pm
Tue May 14, 2024	 WK2: Current Events Discussion Group 2	due by 11:59pm
Wed May 15, 2024	 WK2: Spiritual Integration Discussion	due by 11:59pm
Thu May 16, 2024	 WK2 Reading Response Discussion (Chapters 6-10)	due by 11:59pm
Sat May 18, 2024	 Quiz 2	due by 11:59pm
Mon May 20, 2024	 Week 3 Overview	to do: 11:59pm
Tue May 21, 2024	 WK 3: Current Events Discussion Group 3	due by 11:59pm
Wed May 22, 2024	 WK3: Spiritual Integration Discussion	due by 11:59pm
Thu May 23, 2024	 WK3: Reading Response Discussion (Chapters 11-15)	due by 11:59pm
Fri May 24, 2024	 WK3 Final Project Proposal	due by 11:59pm
Sat May 25, 2024	 Quiz 3	due by 11:59pm
Tue May 28, 2024	 WK4: Current Events Discussion Group 4	due by 11:59pm
	 Week 4 Overview	to do: 11:59pm
Wed May 29, 2024	 WK4: Spiritual Integration Discussion	due by 11:59pm
Thu May 30, 2024	 WK4: Reading Response Discussion (Chapters 16-21)	due by 11:59pm
Sat Jun 1, 2024	 Quiz 4	due by 11:59pm
Mon Jun 3, 2024	 Week 5 Overview	to do: 11:59pm

Tue Jun 4, 2024	 WK4: Current Events Discussion Group 5	due by 11:59pm
Wed Jun 5, 2024	 Final Project	due by 11:59pm
Fri Jun 7, 2024	 WK5: Final Project Presentation Discussion	due by 11:59pm

August 2024						
28	29	30	31	1	2	3
4	5	6	7	8	9	10
11	12	13	14	15	16	17
18	19	20	21	22	23	24
25	26	27	28	29	30	31
1	2	3	4	5	6	7

Assignments are weighted by group:

Group	Weight
Discussions	25%
Final Project	45%
Quizzes	10%
Reading Responses	20%
Surveys	0%
Total	100%

