

ART2022-1 SP22 - Sculpture: Materials And Fabrication

[Jump to Today](#)

 [Edit](#)



A Case for An Angel 1, Antony Gormley, 1989, plaster, fiberglass, lead, steel and air

ART2022 | SCULPTURE: MATERIALS + FABRICATION

INSTRUCTOR: Lael Corbin, MFA

CONTACT: lcorbin@pointloma.edu (<mailto:lcorbin@pointloma.edu>) / phone: 619.849.2239

OFFICE: Keller 104 (*email for an appointment*)

SCHEDULE: Monday / Wednesday, 10:40–1:00 pm

ROOM: Keller 102

FINAL EXAM: Monday 5/2: 10:30–12:30 pm

[Meet Your Professor](#)

[Weekly Modules](#)

[University Policies](#)

COURSE DESCRIPTION:

Art 2022 Sculpture: Material and Fabrication is an entry level art course

designed to explore some of the various materials and techniques used to create contemporary sculpture. The course is designed to give students the technical skills associated with traditional object making such as clay building, woodworking and metal fabrication, provide them with a knowledge of historic and modern sculptors and create an environment for them to experiment with and apply ideas important to contemporary art.

Students are expected to gain not only technical ability and knowledge related to sculpture, but to also explore their own relationship to art making. This is to be accomplished through lectures, field trips, writing assignments, critiques, discussion, and the making of art.

OVERVIEW:

This course is structured into [15 weekly modules](#) . All of the activities, requirements, assignments and due dates for a particular week are contained within each corresponding module. However, each major project spans multiple weeks, so it's important to look ahead and be aware of future homework assignments and due dates.

This is a combination lab/lecture course. Class time may be used for lectures, project introductions, material and technical demonstrations, group discussion, and open lab work time. Attendance will be taken.

There is a minimum of 1 weekly homework assignment. In some cases, the homework assignment will be to show evidence of your progress. You may upload images of sketches, material tests, or anything that demonstrates progress. There is some flexibility in how you show progress, but a written description of your intentions or activity is not acceptable. There must be verification and evidence of weekly activity and progress. **All homework must be turned in through Canvas to receive credit and will not be accepted in person.**

STUDENT LEARNING OUTCOMES:

Develop 3 unique sculptural artworks inspired by topics, artists and artworks discussed throughout the course.

Idea Objective: Learning to Apply and Develop Creative Capacities

Activities and Assignments: The 3 Major Studio Projects

Apply advanced understanding of 3D design techniques and basic knowledge of physical materials with the ability to apply these principles to achieve specific results.

Idea Objective: Developing specific skills, competencies, & points of view needed by professionals in this field

Activities and Assignments: The 3 Major Studio Projects, In class exercises

Acquire knowledge of the history and theory of Sculpture, including contemporary trends and major sculptors, processes and materials.

Idea Objective: Gaining a broader understanding and appreciation of intellectual/cultural activity

Activities and Assignments: Project Introductions, The 3 Major Studio Projects, Sketchbook, Critiques

Participate in the evaluation of presented artworks through both individual and collective critique.

Idea Objective: Learning to analyze and critically evaluate ideas

Activities and Assignments: The 3 Major Studio Projects, Sketchbook, Artists Statements, and Critiques

PROJECTS AND EXERCISES:

Student will be required to complete three sculptural projects this semester. Each of these projects will deal with a different approach to creating contemporary art. Time will be given to explore materials, techniques, themes, create “experiments” and develop ideas.

Students may be expected to create drawings, “mock ups” and discuss proposals before work on final pieces may begin. In addition to representing your best artistic efforts, projects must be complete and exhibition ready by the date of your assigned critique in order to receive full points.

WRITTEN STATEMENTS:

Upon completion of each of the three large projects, and in preparation for each critique, there will be a short artist's statement Due. This is a short writing that offers insight into artist's work by describing the artist's creative process, philosophy, vision, and motivation. Its goal is to enlighten and engage. Therefore an artist's statement should read easily, be informative, and provide insight into the artwork for both the maker and the viewer. These writings will be discussed in class near the completion of each project.

CRITIQUES AND PARTICIPATION:

Upon completion of each of the three large projects there will be a class critique of the work. The primary purpose of critique is to practice utilizing the language of design, which is an essential skill for professional artists and designers. Dialogue and constructive criticism also help the artist/designer recognize the strengths and weaknesses in their work. Each student is expected to contribute to the discussion. In fact, your participation grade is based in part on your willingness to join in during the critique. If you are absent from a critique your project will be marked late. (-20 pts) There will be no opportunity to make up the points lost for missing a critique. Students are given a grade for each critique. 50% of the grade is based upon participation during the critique, and 50% is based upon overall class participation up to that point.

COURSE CREDIT HOUR INFORMATION:

In the interest of providing sufficient time to accomplish the stated Course Learning Outcomes, this class meets the PLNU credit hour policy for a 3 unit class delivered over 15 weeks. It is anticipated that students will spend a minimum of 37.5 participation hours per credit hour on their coursework. For this course, students will spend an estimated 112.5 total hours meeting the course learning outcomes. The time estimations are provided in the Canvas modules.

ATTENDANCE:

PLNU ATTENDANCE POLICY:

Regular and punctual attendance in all classes is considered essential to optimum academic achievement. If the student is absent from more than 10 percent of class meetings, the faculty member can file a written report which may result in de-enrollment. If the absences exceed 20 percent, the student may be de-enrolled without notice until the university drop date or, after that date, receive the appropriate grade for their work and participation.

See [Academic Policies](http://catalog.pointloma.edu/content.php?catoid=18&navoid=1278) (<http://catalog.pointloma.edu/content.php?catoid=18&navoid=1278>) in the Undergraduate Academic Catalog.

CLASS ATTENDANCE POLICY:

Attendance is required. You are allowed 2 unexcused absences. Each additional absence will result in a 10 point deduction from your final participation grade. If you are absent, you are responsible to find out from your peers what information you missed. If you arrive more than 5 minutes after the start time or leave more than 5 minutes early from a required class session, you will be marked late. If you miss 30 minutes or more of a required class session, you will be marked absent. 3 late arrivals or early departures equal one absence.

Exceptions to the attendance policy will only be made in the event of a family emergency, illness with a doctor's verification, or something of an unexpected, urgent nature which is out of your control. Family vacations, weddings, work schedules, and or travel/flight schedules are not valid excuses for missing a required class session or exam. Excessive absences may result in you being dropped from the course.

- **1–2 unexcused absences:** *no effect*
- **3–5 unexcused absences:** *–10 percentage points from participation grade, for each unexcused absence beyond 2*
- **6+ unexcused absences:** *Withdrawal from course, or failure if after last day to drop*
- **5+ minutes late:** *Tardy*
- **30+ minutes late:** *Absent*
- **3 Tardy:** *Absent*

GRADING POLICIES:

SEMESTER GRADES:

Final semester grades are based on a percentage of points accumulated in weighted categories throughout the semester. If class sessions must be canceled due to events out of the instructor's control such as illness, natural disaster, etc., the point total may be reduced, but the percentage assigned to each category will remain the same.

FINAL GRADE BREAKDOWN:

50%: **Studio Projects**/(100 pts. each)

20%: **Participation** (60 pts.)

15%: **Written Work** (60 pts.)

15%: **Homework** (points may vary)

GRADE SCALE:

A = 93 – 100% of possible points

A- = 90 – 92% of possible points

B+ = 87 – 89% of possible points

- B = 83 – 86% of possible points
- B- = 80 – 82% of possible points
- C+ = 77 – 79% of possible points
- C = 73 – 76% of possible points
- C- = 70 – 72% of possible points
- D+ = 67 – 69% of possible points
- D = 63 – 66% of possible points
- D- = 60 – 62% of possible points
- F = 0 – 59% of possible points

INDIVIDUAL PROJECT GRADES:

While grading works of art is subjective, I try to approach each student's work as fairly and objectively as possible, taking into account each of the student's circumstances and abilities. Projects turned in late will receive an automatic 20 pt. deduction. You will then have one week from the due date to turn it in. After one week you will receive an F for that project. On-time means that it is uploaded to Canvas by the due date before the assignment closes. All homework assignments must be turned in through Canvas to receive credit, and will not be accepted late.

Individual work will be graded using the following 5 categories. Rubrics will be provided for each major project.

- o Meets Project Objectives
- o Composition/Visual
- o Craftsmanship/Technical
- o Concept/Creativity
- o Individual Effort

MATERIALS AND SAFETY:

This semester the students will be instructed in the safe and proper use of several power tools and use of the departments facilities. Some of these tools and equipment have an inherent element of danger related to their use.

Failure to follow proper instruction or to use proper safety equipment will result in the lowering of your grade, a ban from using our facilities, not to mention possible injury.

** If you do not feel comfortable using any equipment, it is not required for the course.*

General Workshop Safety Rules

- Only those authorized to do so by an Art+Design Faculty Member may work in this shop.
- Operation of power tools and other potentially dangerous shop work, may only be done under the supervision of Art+Design Faculty Member.
- Safety glasses (CSA approved) must be worn at all times while working with tools. Other protective equipment must be worn as directed by a Workshop Supervisor.
- Do not wear gloves, loose-fitting clothing, baggy sleeves, dangling jewelry, or neck ties that could become entangled in machinery.
- You may not use any power tool until you have been trained in safe operation techniques by a Art+Design Faculty Member.
- Disconnect power before making adjustments to power tools.
- Do not service energized equipment.

- Take appropriate steps to prevent release of dusts or noxious fumes.
 - Take appropriate fire prevention precautions when your work generates heat or sparks, or involves open flames or flammable liquids.
 - Do not remove machine guards. Keep shop clean and tidy.
 - When not in use, store tools, equipment, and supplies properly.
 - Cleanup after you complete your work.
-

REQUIRED TOOLS AND MATERIALS:

It will be up to you to obtain the materials needed for your projects this semester. Contemporary Sculpture can be made from just about anything. We will discuss where to buy materials for each project, as well as due dates for acquiring materials.

Students spend approximately \$50 on each of the 3 projects.

CLEAN UP:

Art, by its nature, is a messy process. It is important that you clean up after yourself. This includes the classroom and anywhere else that you might work. These are areas that we all share and use, so be courteous and leave your work area as clean or cleaner than you found it. If you habitually neglect to clean up after yourself your final grade will be affected.

1st Offense = Warning / 2nd Offense = 1 tardy / 3rd or more = absence for each offense

GENERAL POLICIES AND EXPECTATIONS:

- Arrive on time and be prepared to participate in all class activities, projects, discussions, and critiques.
- Attend every class and work diligently.
- Dress appropriately for class.
- Bring all necessary tools and supplies.
- Early or late exams/quizzes will not be administered.
- Late homework assignments will not be accepted.
- Coming to class unprepared is the same as an absence.
- Work done by someone else is considered cheating/plagiarism, and University Policy will be enforced.
- You are expected to purchase the required text and materials.

PHONES AND ELECTRONIC DEVICES:










- Students should remain focused and engaged during class.
- Phones must be silenced and placed in a designated phone bin during class.
- Headphones are not allowed during class.
- Unauthorized use of electronic devices for non-course-related activity is prohibited.
- Repeated violations of these policies may result in an absence.
- If you have an emergency or special circumstance, arrangements must be worked out in advance with the professor.













1st Offense = Warning / 2nd Offense = 1 tardy / 3rd or more = absence for each offense












Quick Links to Resources

[Netiquette Guidelines](#) | [Help Resources & Technical Support](#) | [Technology & System Requirements](#) | [Canvas Guide](#) [_\(https://guides.instructure.com/m/4212\)](https://guides.instructure.com/m/4212)

Course Summary:

Date	Details	Due
Mon Jan 10, 2022	 WK1 OVERVIEW	to do: 11:59pm
Mon Jan 17, 2022	 WK1 HOMEWORK: Favorite Objects Questionnaire _(https://canvas.pointloma.edu/courses/60185/assignments/757031)	due by 10:40am
Fri Jan 21, 2022	 WK2 HOMEWORK: Materials & Process: Materials Questionnaire _(https://canvas.pointloma.edu/courses/60185/assignments/752978)	due by 11:59pm
Wed Jan 26, 2022	 WK2 HOMEWORK: Materials & Process: Materials Reconnaissance & Selection _(https://canvas.pointloma.edu/courses/60185/assignments/752979)	due by 10:40am
Fri Jan 28, 2022	 WK3 HOMEWORK: Materials & Process: 1st Experiments _(https://canvas.pointloma.edu/courses/60185/assignments/752980)	due by 11:59pm
Fri Feb 4, 2022	 WK4 HOMEWORK: Materials & Process: Check In _(https://canvas.pointloma.edu/courses/60185/assignments/752981)	due by 11:59pm
Mon Feb 14, 2022	 STUDIO PROJECT ONE: Working w/ Materials & Process _(https://canvas.pointloma.edu/courses/60185/assignments/752966)	due by 10:40am
	 WK5 HOMEWORK: Materials & Process: Preparing to Turn in Project _(https://canvas.pointloma.edu/courses/60185/assignments/752982)	due by 10:40am
Wed Feb 16, 2022	 ARTISTS STATEMENT ONE: Materials & Process _(https://canvas.pointloma.edu/courses/60185/assignments/752953)	due by 10:40am

Date	Details	Due
	 ARTISTS STATEMENT TWO: Time & Space https://canvas.pointloma.edu/courses/60185/assignments/752955	due by 10:40am
	 PEER REVIEW ONE: Materials & Process https://canvas.pointloma.edu/courses/60185/assignments/752961	due by 10:40am
	 WK6 HOMEWORK: Materials & Process: Peer Review https://canvas.pointloma.edu/courses/60185/assignments/752983	due by 10:40am
Mon Feb 21, 2022	 CRITIQUE ONE: Working w/ Materials & Process https://canvas.pointloma.edu/courses/60185/assignments/752957	due by 11:59pm
	 ARTISTS STATEMENT THREE: The Prosthetic (Working w/ the Body) https://canvas.pointloma.edu/courses/60185/assignments/752954	
	 CRITIQUE THREE: The Prosthetic (Working w/ the Body) https://canvas.pointloma.edu/courses/60185/assignments/752956	
	 CRITIQUE TWO: Working w/ Time & Space https://canvas.pointloma.edu/courses/60185/assignments/752958	
	 PEER REVIEW THREE: The Body https://canvas.pointloma.edu/courses/60185/assignments/752962	
	 PEER REVIEW TWO : Time & Space https://canvas.pointloma.edu/courses/60185/assignments/752963	
	 Roll Call Attendance https://canvas.pointloma.edu/courses/60185/assignments/752964	
	 STUDIO PROJECT THREE: The Prosthetic (Working w/ the Body) https://canvas.pointloma.edu/courses/60185/assignments/752967	
	 STUDIO PROJECT TWO: Working w/ Time & Space https://canvas.pointloma.edu/courses/60185/assignments/752968	

Date	Details	Due
	 WK10 HOMEWORK: Time & Space: Preparing to Turn in Project (https://canvas.pointloma.edu/courses/60185/assignments/752969)	
	 WK12 HOMEWORK: The Prosthetic: Initial Ideas (https://canvas.pointloma.edu/courses/60185/assignments/752970)	
	 WK13 HOMEWORK: The Prosthetic: 1st Experiments (https://canvas.pointloma.edu/courses/60185/assignments/752972)	
	 WK13 HOMEWORK: The Prosthetic: Materials Due (https://canvas.pointloma.edu/courses/60185/assignments/752971)	
	 WK14 HOMEWORK: The Prosthetic: Check In (https://canvas.pointloma.edu/courses/60185/assignments/752973)	
	 WK14 HOMEWORK: Course Eval (https://canvas.pointloma.edu/courses/60185/assignments/752974)	
	 WK15 HOMEWORK: The Prosthetic: Preparing to Turn in Project (https://canvas.pointloma.edu/courses/60185/assignments/752977)	
	 WK7 HOMEWORK: Time & Space: Initial Ideas (https://canvas.pointloma.edu/courses/60185/assignments/752985)	
	 WK7 HOMEWORK: Time & Space: Research (https://canvas.pointloma.edu/courses/60185/assignments/752984)	
	 WK8 HOMEWORK: Time & Space: Materials Due (https://canvas.pointloma.edu/courses/60185/assignments/752986)	
	 WK9 HOMEWORK: Time & Space: Check In (https://canvas.pointloma.edu/courses/60185/assignments/752987)	