


Course Syllabus

[Jump to Today](#)
 **Edit**

 <p>POINT LOMA NAZARENE UNIVERSITY</p>	<p align="center">Sociology, Social Work, and Family Sciences</p> <p align="center">SWK 3070 Practice 1 - Micro Practice</p> <p align="right">3 Units</p>
<p align="center">Fall 2020</p>	

Meeting days: Thursday	Instructor: Shireen Trujillo, LCSW, MSW, PPS
Meeting times: 3:00 - 5:30 PM	Phone: (619) 849-2390
Meeting location: Hybrid	Email: shireentrujillo@pointloma.edu
Final Exam: (day/time)	Office location and hours: please email for appointment via Zoom.
Additional info:	

PLNU Mission

To Teach ~ To Shape ~ To Send

Point Loma Nazarene University exists to provide higher education in a vital Christian community where minds are engaged and challenged, character is modeled and formed, and service is an expression of faith. Being of Wesleyan heritage, we strive to be a learning community where grace is foundational, truth is pursued, and holiness is a way of life.

Student Outcomes

To Learn ~ To Grow ~ To Serve

It is the desire of the Social Work program to support students in their life journey to learn, grow, and to serve. To this end, the Department of Sociology, Social Work, and Family Sciences has established Departmental and Program Mission Statements, as follow:

Department Mission

As followers of Christ, our mission is to nurture servant scholars who critically and empirically evaluate social systems, cultural patterns, and basic human needs to constructively engage as agents of hope with individuals, families, and communities.

Social Work Program Mission

At its core, the purpose of the social work program is to prepare competent social work professionals who are motivated to gracefully serve others as an expression of their faith. In the context of the intersection of the goals of the University and those of professional social work practice, this mission is further articulated:

The mission of the baccalaureate social work program is to develop competent professionals who are committed to serving others through acquisition and integration of the essential knowledge, skills, and values that form the foundation of generalist practice in the social work profession; who are motivated to promote social justice; and who understand that a Wesleyan perspective, a desire for continuous personal development, and respectful engagement in the community that empowers others are integral components of the means for relating to God through service.[1] As a PLNU community, our goal is to help you become the person you are called to be.

COURSE DESCRIPTION

Course Description: A study of the theories and methods of professional social work practice. The focus is on generalist practice with individuals, families, and small groups. Offered fall semester only.

Prerequisite: SWK3030 Introduction to Social Work or Consent of Instructor.

Social Work is an applied profession that has its foundation in Judeo-Christian heritage. Over time, the profession has developed many theoretical orientations and techniques. This course studies the generalist practice orientation and the associated values, ethics and skills. The course seeks understanding of the process of intervention in human relations, and the transactional processes that occur with individuals, families and groups. Students entering SWK3070 - Social Work Practice I (SWK3070), have declared Social Work as their academic major and apply to the Social Work Program. SWK3070 includes basic as well as developing curricular components which contribute to the array of professional competencies that must be achieved by program completion

COURSE CONTEXT /OVERVIEW

SWK370 is a practice class focused on the professional foundation of social work and generalist practice at the micro and mezzo-level groups. SWK371 will continue the classroom-based education of generalist practice at the mezzo level (organizations) and macro-level (communities and social institutions).

As you enter SWK 3070, you join in the development of professional practice skills, values clarification, and the ability to engage in respectful, grace-filled relationships with others. Our interactions and behaviors should reflect the standards that govern the SWK profession. This course offers opportunities to practice key elements of the social work profession, such as the recognizing the value of human relationships, having a capacity to engage, and assess personal dynamics, the ability to tolerate ambiguity, and to respond with flexibility as needed.

Each section of the course includes material external to the text as well as one of more chapters of reading from the text. It is important for you to independently read one chapter of the text each week in order to cover the full range of material.

The pace of classroom discussion and activities may fluctuate based on factors such as student interest, comprehension, community events. The ability to be flexible and responsive to the needs of others and the capacity to tolerate ambiguity are important traits for the professional social worker. Combining these traits while fostering progress toward completion of a general plan is a skill worthy of practice for the social work professional. We will practice this together during the course.

COURSE LEARNING OUTCOMES

Course Objectives: The objectives in PLNU social work practice courses work align with professional competences required by the Council on Social Work Education, referred to in the “EPAS”.

Upon completion of the course you are expected to be able achieve the following components of the core competencies:

1. Competency 1 Demonstrate Professional behavior - Identify with the social work profession and recognize professional roles and boundaries: *Distinguish between helping professions and describe the use of the generalist perspective in a practice setting.*
2. Competency 2 Engage Diversity and Difference in Practice: *Describe key elements of professionally sensitive practice in working with diverse populations, in a variety of environmental contexts, and addressing a myriad of issues of special needs populations.*
3. Competency 1 Promote Professional Conduct and Career-long Learning: *Demonstrate a commitment to personal growth through self-responsibility for learning in cooperative or team assignments and reflection on those activities.*
4. Competency 7 Apply critical thinking and assess and interpret client data, employ professional processes: *Assess case examples using foundational knowledge, theory, professional values, tools,*

and techniques.

5. Competency 3 Advance social, economic, and environmental justice:
Identify key aspects of effective advocacy social economic and environmental justice.
6. Competency 6 Engage in an intentional process for generalist practice:
Demonstrate practice behaviors associated with the phases of a planned process of change.
7. Competency 9. Evaluate Practice. Critical thinking to inform professional judgment and respond to contexts that shape practice: *Employ critical thinking to assessment and application of a practice intervention.*
8. Competency PLNU 10 *Describe the relationship between Christian principles and professional social work values and mechanisms for resolving ethical conflicts.*

FREEDOM TO CHALLENGE

This course introduces concepts and issues beyond the text. You are encouraged to integrate knowledge

from your environment and your experience, to share insights, and to challenge the materials presented.

REQUIRED TEXTS AND RECOMMENDED STUDY RESOURCES

Kirst-Ashman, Karen, and Hull, Grafton H., Jr. , *Understanding Generalist Practice*, Eighth edition. Belmont, CA: Brooks Cole. ISBN 978-1-305-96686-4.

Another edition of the text may be used, however, anyone choosing a different edition is responsible for tracking and cross-referencing chapter topics to ensure the appropriate reading is completed.

Each student is also responsible for materials placed on reserve or distributed to the class, and in Canvas Files. This includes information given during a student's absence.

COURSE CREDIT HOUR INFORMATION

In the interest of providing sufficient time to accomplish the stated Course Learning Outcomes, this class meets the PLNU credit hour policy for a 3 unit class delivered over 15 weeks. Specific details about how the class meets the credit hour requirement can be provided upon request. (Based on 37.5 hours of student engagement per credit hour.)

Distribution of Student Learning Hours

Category	Time Expectation in Hours
Online Participation in Discussions, Groups, etc. 15 online sessions@ 1.5 + 15 hours offline	42
Reading Assignments - Text Book = 656 Pages @ 14 per hour	47

Category	Time Expectation in Hours
Written Assignments	25
Other Assignments & Learning Activities	10
Quizzes, Tests, Surveys	16
Total Hours Minimum =	150

COURSE SCHEDULE AND ASSIGNMENTS

The anticipated course calendar, subject to change as needed, is found in Module 1.

Description of assignments can be found in the Assignment section of this Canvas Course.

You are responsible for reviewing each assignment, including rubrics, if any, and for asking for clarification if needed.

OFFICE HOURS and COMMUNICATIONS

Office Hour Appointments are recommended because the schedule may change or other students may plan to visit on the same date. **Messages to and from students will be accessed through PLNU addresses and will be used to contact registered students for course updates, changes, and other important notices.** For quick response, it is important that students remember to use the PLNU e-mail system to contact the professor during the semester. The basic course materials will be available through **Canvas**.

MEASURING PROGRESS

In addition to the review quizzes and exams identified in the Tentative Reading Schedule periodic, unannounced reviews may occur. Grades will be based on a percentage of points awarded compared with total possible points for each component. **Class participation and exercises are essential components for the demonstration of skill.**

There is an emphasis on class participation and exercises in comparison with other courses.

ASSESSMENT AND GRADING

Student course grades will be posted at midterm and within ten days of the end of the semester. Points for assignments will be posted by the end of the week following the due date. It is important to read the comments posted in the grade book as these comments are intended to help improve our common understanding of the work to be completed. Grades will be based on the following:

Standard Grade Scale Based on Percentages

A	B	C	D	F
A 94-100	B+ 87-89.9	C+ 77-79.9	D+ 67-69.9	F Less than 59
A- 90-93.9	B 83-86.9	C 73-76.9	D 63-66.9	Less than 63% must also consult the Social Work Program Director to discuss program suitability.
	B- 80-82.9	C- 70-72	D- 60-62	

STATE AUTHORIZATION

State authorization is a formal determination by a state that Point Loma Nazarene University is approved to conduct activities regulated by that state. In certain states outside California, Point Loma Nazarene University is not authorized to enroll online (distance education) students. If a student moves to another state after admission to the program and/or enrollment in an online course, continuation within the program and/or course will depend on whether Point Loma Nazarene University is authorized to offer distance education courses in that state. It is the student's responsibility to notify the institution of any change in his or her physical location. Refer to the map on [State Authorization](#) (<https://www.pointloma.edu/offices/office-institutional-effectiveness-research/disclosures>) to view which states allow online (distance education) outside of California.

INCOMPLETES AND LATE ASSIGNMENTS

All assignments are to be submitted/turned in by the end of the class session when they are due—including assignments posted in Canvas. Contact the professor if you discover that you cannot meet a due date. Late assignments may be accepted and may result in a deduction of points. An 'incomplete' as a course grade will only be assigned in unusual circumstances.

PLNU COPYRIGHT POLICY

Point Loma Nazarene University, as a non-profit educational institution, is entitled by law to use materials protected by the US Copyright Act for classroom education. Any use of those materials outside the class may violate the law.

PLNU ACADEMIC HONESTY POLICY

Students should demonstrate academic honesty by doing original work and by giving appropriate credit to the ideas of others. Academic dishonesty is the act of presenting information, ideas, and/or concepts as one's own when in reality they are the results of another person's creativity and effort. A faculty member who believes a situation involving academic dishonesty has been detected may assign a failing grade for that assignment or examination, or, depending on the seriousness of the offense, for the course. Faculty should follow and students may appeal using the procedure in the University Catalog.

See [Academic Policies](http://catalog.pointloma.edu/content.php?catoid=18&navoid=1278) (<http://catalog.pointloma.edu/content.php?catoid=18&navoid=1278>) for definitions of kinds of academic dishonesty and for further policy information.

PLNU ACADEMIC ACCOMMODATIONS POLICY

While all students are expected to meet the minimum standards for completion of this course as established by the instructor, students with disabilities may require academic adjustments, modifications or auxiliary aids/services. At Point Loma Nazarene University (PLNU), these students are requested to register with the Disability Resource Center (DRC), located in the Bond Academic Center. (DRC@pointloma.edu (<mailto:DRC@pointloma.edu>) or 619-849-2486). The DRC's policies and procedures for assisting such students in the development of an appropriate academic adjustment plan (AP) allows PLNU to comply with Section 504 of the Rehabilitation Act and the Americans with Disabilities Act. Section 504 (a) prohibits discrimination against students with special needs and guarantees all qualified students equal access to and benefits of PLNU programs and activities. After the student files the required documentation, the DRC, in conjunction with the student, will develop an AP to meet that student's specific learning needs. The DRC will thereafter email the student's AP to all faculty who teach courses in which the student is enrolled each semester. The AP must be implemented in all such courses.

If you do not wish to avail yourself of some or all of the elements of the AP in a particular course, it is your responsibility to notify their professor in that course AND the DRC. PLNU highly recommends that DRC students speak with their professors during the first two weeks of each semester about the applicability of their AP in that particular course and/or if they do not desire to take advantage of some or all of the elements of their AP in that course.

PLNU ATTENDANCE AND PARTICIPATION POLICY

Face-to-Face Format

Regular and punctual attendance at all classes is considered essential to optimum academic achievement. If the student is absent from more than 10 percent of class meetings, the faculty member can file a written report which may result in de-enrollment. If the absences exceed 20 percent, the student may be de-enrolled without notice until the university drop date or, after that date, receive the appropriate grade for their work and participation. See [Academic Policies](http://catalog.pointloma.edu/content.php?catoid=18&navoid=1278) (<http://catalog.pointloma.edu/content.php?catoid=18&navoid=1278>) in the Undergraduate Academic Catalog.

Hybrid Format

At Point Loma Nazarene University, attendance is required at all scheduled classes. Adult Degree Completion courses are taught in the hybrid format, which means some class meetings will be face-to-face and some will be online.

Attendance in the face-to-face classes is to be for the entire time of the class. Arriving late or leaving early will be considered a partial absence. A day of attendance in an online class is determined as

contributing a substantive note, assignment, discussion, or submission that adds value to the course as determined by the instructor. Three days of attendance are required each week. (It may be any three days during the week.)

Face-to-face Portion of the Hybrid course

In blended or hybrid courses, if a student misses one face-to-face class then the faculty member will send an email to the student and the Director of Student Success warning of attendance jeopardy. There are no exceptions to this policy.

If a student misses two face-to-face classes, the faculty member or Vice Provost for Academic Administration (VPAA) will initiate the student's de-enrollment from the course without further advanced notice to the student. If the date of de-enrollment is past the last date to withdraw from a class, the student will be assigned a grade of "F" and there will be no refund of tuition for that course.

Online Portion of the Hybrid Course

If a student misses two online classes (fails to contribute to a discussion board) during the course, then the faculty member will send an email to the student and the Director of Student Success warning of attendance jeopardy. There are no exceptions to this policy.

If you miss three online classes (example: fail to contribute to a discussion board) during the course, then the faculty member or Vice Provost for Academic Administration (VPAA) can initiate the student's de-enrollment from the course without further advanced notice to the student. If the date of de-enrollment is past the last date to withdraw from a class, the student will be assigned a grade of "F" and there will be no refund of tuition for that course.

In hybrid courses, missing Face-to-Face (F2F) and on-line synchronous sessions can seriously diminish the learning opportunity. As a result, PLNU has established the following protocols:

1 missed F2F class = warning ; 2 missed F2F classes = de-enrollment

2 missed online classes = warning; 3 missed online classes = de-enrollment

Online Format

Students taking online courses are expected to attend each week of the course. Attendance is defined as participating in an academic activity within the online classroom which includes posting in a graded activity in the course. (Note: Logging into the course does not qualify as participation and will not be counted as meeting the attendance requirement.)

Students who do not attend at least once in any 3 consecutive days will be issued an attendance warning. Students who do not attend at least once in any 7 consecutive days will be dropped from the course retroactive to the last date of recorded attendance.

SPIRITUAL CARE

Please be aware PLNU strives to be a place where you grow as whole persons. To this end, we provide resources for our students to encounter God and grow in their Christian faith. If you have questions, a desire to meet with the chaplain or have prayer requests you can contact the [Office of Spiritual Development](https://www.pointloma.edu/offices/spiritual-development) [_ \(https://www.pointloma.edu/offices/spiritual-development\)](https://www.pointloma.edu/offices/spiritual-development)

USE OF TECHNOLOGY



In order to be successful in the online environment, you'll need to meet the minimum technology and system requirements; please refer to the [Technology and System Requirements](https://help.pointloma.edu/TDClient/1808/Portal/KB/ArticleDet?ID=108349) [_ \(https://help.pointloma.edu/TDClient/1808/Portal/KB/ArticleDet?ID=108349\)](https://help.pointloma.edu/TDClient/1808/Portal/KB/ArticleDet?ID=108349) information.














Problems with technology do not relieve you of the responsibility of participating, turning in your assignments, or completing your classwork.












ASSIGNMENTS AT-A-GLANCE














The table below lists our assignments and their due dates. Click on any assignment to review it.















Course Summary:













Date	Details	
Thu Aug 20, 2020	 SWK 3070 Session (https://canvas.pointloma.edu/calendar?event_id=42519&include_contexts=course_52498)	3pm to 5:30pm
	 SWK3070-1 FA20 - Social Work Practice I (https://canvas.pointloma.edu/calendar?event_id=48407&include_contexts=course_52498)	3pm to 4pm













Date	Details	
Thu Aug 27, 2020	 SWK 3070 Session - August 20 (https://canvas.pointloma.edu/calendar?event_id=42520&include_contexts=course_52498)	3pm to 5:30pm
	 SWK3070-1 FA20 - Social Work Practice I (https://canvas.pointloma.edu/calendar?event_id=48408&include_contexts=course_52498)	3pm to 4pm
	 WK1 Chapter Reading & Question (https://canvas.pointloma.edu/courses/52498/assignments/521242)	due by 3pm
	 WK1 Opening Moments And Discussion (https://canvas.pointloma.edu/courses/52498/assignments/521021)	due by 3pm
	 WK1 Synchronous Session Agenda: Generalist Practice and Foundational Theories (https://canvas.pointloma.edu/courses/52498/assignments/521080)	due by 3pm
	 WK1 Weekly Feedback (https://canvas.pointloma.edu/courses/52498/assignments/520953)	due by 3pm
 WK1 Chapter Reading & Question Copy (https://canvas.pointloma.edu/courses/52498/assignments/531638)	due by 11:59pm	
Thu Sep 3, 2020	 SWK 3070 Session - August 20 (https://canvas.pointloma.edu/calendar?event_id=42521&include_contexts=course_52498)	3pm to 5:30pm
	 SWK3070-1 FA20 - Social Work Practice I (https://canvas.pointloma.edu/calendar?event_id=48409&include_contexts=course_52498)	3pm to 4pm
	 Wk 2 Weekly Feedback (https://canvas.pointloma.edu/courses/52498/assignments/525764)	due by 3pm
	 WK2 Chapter Reading and Question (https://canvas.pointloma.edu/courses/52498/assignments/521245)	due by 3pm
	 WK2 Opening Moments and Discussion (https://canvas.pointloma.edu/courses/52498/assignments/531101)	due by 3pm
 WK2 Synchronous Session Agenda: Practice Skills with Individuals, Development Theory, Values & Ethics (https://canvas.pointloma.edu/courses/52498/assignments/521087)	due by 3pm	














Date	Details	
Thu Sep 10, 2020	 SWK 3070 Session - August 20 (https://canvas.pointloma.edu/calendar?event_id=42522&include_contexts=course_52498)	3pm to 5:30pm
	 SWK3070-1 FA20 - Social Work Practice I (https://canvas.pointloma.edu/calendar?event_id=48410&include_contexts=course_52498)	3pm to 4pm
	 Wk 3 Weekly Feedback (https://canvas.pointloma.edu/courses/52498/assignments/531649)	due by 3pm
	 WK3 Chapter Reading and Question (https://canvas.pointloma.edu/courses/52498/assignments/521248)	due by 3pm
	 WK3 Opening Moment and Discussion (https://canvas.pointloma.edu/courses/52498/assignments/521035)	due by 3pm
Thu Sep 17, 2020	 SWK 3070 Session - August 20 (https://canvas.pointloma.edu/calendar?event_id=42523&include_contexts=course_52498)	3pm to 5:30pm
	 SWK3070-1 FA20 - Social Work Practice I (https://canvas.pointloma.edu/calendar?event_id=48411&include_contexts=course_52498)	3pm to 4pm
	 Wk 4 Weekly Feedback (https://canvas.pointloma.edu/courses/52498/assignments/532082)	due by 3pm
	 WK4 Chapter Reading and Question (https://canvas.pointloma.edu/courses/52498/assignments/521251)	due by 3pm
	 WK4 Opening Moment & Discussion (https://canvas.pointloma.edu/courses/52498/assignments/521043)	due by 3pm
 WK4 Synchronous Session Agenda: Engaging and Working with Organizations in Communities (https://canvas.pointloma.edu/courses/52498/assignments/521099)	due by 11:59pm	










Date	Details	
Thu Sep 24, 2020	 SWK 3070 Session - August 20 (https://canvas.pointloma.edu/calendar?event_id=42524&include_contexts=course_52498)	3pm to 5:30pm
	 SWK3070-1 FA20 - Social Work Practice I (https://canvas.pointloma.edu/calendar?event_id=48412&include_contexts=course_52498)	3pm to 4pm
	 Wk 5 Weekly Feedback (https://canvas.pointloma.edu/courses/52498/assignments/532083)	due by 3pm
	 WK5 Chapter Reading and Question (https://canvas.pointloma.edu/courses/52498/assignments/521253)	due by 3pm
	 WK5 Opening Moment and Discussion (https://canvas.pointloma.edu/courses/52498/assignments/521060)	due by 3pm
	 WK5 Synchronous Session Agenda: Engaging and Assessing Systems - Principles and Tools for All Sizes (https://canvas.pointloma.edu/courses/52498/assignments/521106)	due by 3pm
Thu Oct 1, 2020	 SWK 3070 Session - August 20 (https://canvas.pointloma.edu/calendar?event_id=42525&include_contexts=course_52498)	3pm to 5:30pm
	 SWK3070-1 FA20 - Social Work Practice I (https://canvas.pointloma.edu/calendar?event_id=48413&include_contexts=course_52498)	3pm to 4pm
	 Wk 6 Weekly Feedback (https://canvas.pointloma.edu/courses/52498/assignments/532084)	due by 3pm
	 WK6 6 Opening Moment and Discussion (https://canvas.pointloma.edu/courses/52498/assignments/521051)	due by 3pm
	 WK6 Chapter Reading and Question (https://canvas.pointloma.edu/courses/52498/assignments/521254)	due by 3pm
	 WK6 Synchronous Session Agenda: Planning, MAST or SMART Goals (https://canvas.pointloma.edu/courses/52498/assignments/521112)	due by 3pm
 Midterm (https://canvas.pointloma.edu/courses/52498/assignments/544503)	due by 5:30pm	

Date	Details	
Thu Oct 8, 2020	 SWK 3070 Session - August 20 (https://canvas.pointloma.edu/calendar?event_id=42526&include_contexts=course_52498)	3pm to 5:30pm
	 SWK3070-1 FA20 - Social Work Practice I (https://canvas.pointloma.edu/calendar?event_id=48414&include_contexts=course_52498)	3pm to 4pm
	 Mid-Course Survey (https://canvas.pointloma.edu/courses/52498/assignments/520962)	due by 3pm
	 Wk 7 Weekly Feedback (https://canvas.pointloma.edu/courses/52498/assignments/532085)	due by 3pm
	 WK7 Opening Moment and Discussion (https://canvas.pointloma.edu/courses/52498/assignments/521072)	due by 3pm
	 WK7 Chapter Reading and Question (https://canvas.pointloma.edu/courses/52498/assignments/521256)	due by 3pm
	 WK7 Synchronous Session Agenda: Implementation - Intervention with Children and Crisis (https://canvas.pointloma.edu/courses/52498/assignments/521120)	due by 3pm
Thu Oct 15, 2020	 SWK 3070 Session - August 20 (https://canvas.pointloma.edu/calendar?event_id=42527&include_contexts=course_52498)	3pm to 5:30pm
	 SWK3070-1 FA20 - Social Work Practice I (https://canvas.pointloma.edu/calendar?event_id=48415&include_contexts=course_52498)	3pm to 4pm
	 Applied Project #1 Faculty Assigned Applied Project (https://canvas.pointloma.edu/courses/52498/assignments/521203)	due by 3pm
	 Wk 8 Weekly Feedback (https://canvas.pointloma.edu/courses/52498/assignments/532086)	due by 3pm
	 WK8 Chapter Reading and Question (https://canvas.pointloma.edu/courses/52498/assignments/521258)	due by 3pm
	 WK8 Opening Moment and Discussion (https://canvas.pointloma.edu/courses/52498/assignments/521014)	due by 3pm
	 WK8 Synchronous Session Agenda: Evaluation and End Stages, GAPS tool (https://canvas.pointloma.edu/courses/52498/assignments/521125)	due by 3pm

Date	Details	
Thu Oct 22, 2020	 SWK 3070 Session - August 20 (https://canvas.pointloma.edu/calendar?event_id=42528&include_contexts=course_52498)	3pm to 5:30pm
	 SWK3070-1 FA20 - Social Work Practice I (https://canvas.pointloma.edu/calendar?event_id=48416&include_contexts=course_52498)	3pm to 4pm
	 Wk 9 Weekly Feedback (https://canvas.pointloma.edu/courses/52498/assignments/532088)	due by 3pm
	 WK9 Chapter Reading and Question (https://canvas.pointloma.edu/courses/52498/assignments/521260)	due by 3pm
	 WK9 Opening Moment and Discussion (https://canvas.pointloma.edu/courses/52498/assignments/521006)	due by 3pm
	 WK9 Synchronous Session Agenda: Families as a Special Group - Assessment, Approaches, Tools (https://canvas.pointloma.edu/courses/52498/assignments/521130)	due by 3pm
Thu Oct 29, 2020	 SWK 3070 Session - August 20 (https://canvas.pointloma.edu/calendar?event_id=42529&include_contexts=course_52498)	3pm to 5:30pm
	 SWK3070-1 FA20 - Social Work Practice I (https://canvas.pointloma.edu/calendar?event_id=48417&include_contexts=course_52498)	3pm to 4pm
	 Wk 10 Weekly Feedback (https://canvas.pointloma.edu/courses/52498/assignments/532089)	due by 3pm
	 WK10 Chapter Reading and Question (https://canvas.pointloma.edu/courses/52498/assignments/521210)	due by 3pm
	 WK10 Opening Moment and Discussion (https://canvas.pointloma.edu/courses/52498/assignments/520999)	due by 3pm
	 WK10 Synchronous Session Agenda: Family Intervention (https://canvas.pointloma.edu/courses/52498/assignments/521133)	due by 3pm

Date	Details	
Thu Nov 5, 2020	 SWK 3070 Session - August 20 (https://canvas.pointloma.edu/calendar?event_id=42530&include_contexts=course_52498)	3pm to 5:30pm
	 SWK3070-1 FA20 - Social Work Practice I (https://canvas.pointloma.edu/calendar?event_id=48418&include_contexts=course_52498)	3pm to 4pm
	 Wk 11 Weekly Feedback (https://canvas.pointloma.edu/courses/52498/assignments/532109)	due by 3pm
	 WK11 Chapter Reading and Question (https://canvas.pointloma.edu/courses/52498/assignments/521216)	due by 3pm
	 WK11 Opening Moment and Discussion (https://canvas.pointloma.edu/courses/52498/assignments/520994)	due by 3pm
	 WK11 Synchronous Session Agenda: Ethical Decision-Making and Service Delivery Designs (https://canvas.pointloma.edu/courses/52498/assignments/521137)	due by 3pm
Thu Nov 12, 2020	 SWK 3070 Session - August 20 (https://canvas.pointloma.edu/calendar?event_id=42531&include_contexts=course_52498)	3pm to 5:30pm
	 SWK3070-1 FA20 - Social Work Practice I (https://canvas.pointloma.edu/calendar?event_id=48419&include_contexts=course_52498)	3pm to 4pm
	 Wk 12 Weekly Feedback (https://canvas.pointloma.edu/courses/52498/assignments/532111)	due by 3pm
	 WK12 Chapter Reading and Question (https://canvas.pointloma.edu/courses/52498/assignments/521222)	due by 3pm
	 WK12 Opening Moment and Discussion (https://canvas.pointloma.edu/courses/52498/assignments/520987)	due by 3pm
	 WK12 Synchronous Session Agenda: Cultural Competency and Cultural Humility (https://canvas.pointloma.edu/courses/52498/assignments/521141)	due by 3pm

Date	Details	
Thu Nov 19, 2020	 SWK 3070 Session - August 20 (https://canvas.pointloma.edu/calendar?event_id=42532&include_contexts=course_52498)	3pm to 5:30pm
	 SWK3070-1 FA20 - Social Work Practice I (https://canvas.pointloma.edu/calendar?event_id=48420&include_contexts=course_52498)	3pm to 4pm
	 Applied Project #2 - Class Determined Service Project (https://canvas.pointloma.edu/courses/52498/assignments/524951)	due by 3pm
	 Wk 13 Weekly Feedback (https://canvas.pointloma.edu/courses/52498/assignments/532112)	due by 3pm
	 WK13 Chapter Reading and Question (https://canvas.pointloma.edu/courses/52498/assignments/521226)	due by 3pm
	 WK13 Opening Moment and Discussion (https://canvas.pointloma.edu/courses/52498/assignments/520981)	due by 3pm
	 WK13 Synchronous Session Agenda: Gender and Racial Awareness (https://canvas.pointloma.edu/courses/52498/assignments/521143)	due by 3pm
Thu Nov 26, 2020	 SWK 3070 Session - August 20 (https://canvas.pointloma.edu/calendar?event_id=42533&include_contexts=course_52498)	3pm to 5:30pm
	 SWK3070-1 FA20 - Social Work Practice I (https://canvas.pointloma.edu/calendar?event_id=48421&include_contexts=course_52498)	3pm to 4pm
	 Wk 14 Weekly Feedback (https://canvas.pointloma.edu/courses/52498/assignments/532114)	due by 3pm
	 WK14 Chapter Reading and Question (https://canvas.pointloma.edu/courses/52498/assignments/521231)	due by 3pm
	 WK14 Opening Moment and Discussion (https://canvas.pointloma.edu/courses/52498/assignments/520975)	due by 3pm
	 WK14 Synchronous Session Agenda: Advocacy and Brokering Services (https://canvas.pointloma.edu/courses/52498/assignments/521145)	due by 3pm

Date	Details	
Thu Dec 3, 2020	 SWK 3070 Session - August 20 (https://canvas.pointloma.edu/calendar?event_id=42534&include_contexts=course_52498)	3pm to 5:30pm
	 SWK3070-1 FA20 - Social Work Practice I (https://canvas.pointloma.edu/calendar?event_id=48422&include_contexts=course_52498)	3pm to 4pm
	 Wk 15 Weekly Feedback (https://canvas.pointloma.edu/courses/52498/assignments/532116)	due by 3pm
	 WK15 Chapter Reading and Question (https://canvas.pointloma.edu/courses/52498/assignments/521234)	due by 3pm
	 WK15 Opening Moment and Discussion (https://canvas.pointloma.edu/courses/52498/assignments/520970)	due by 3pm
	 WK15 Synchronous Session Agenda: Case Management and Recording (Inc. Process Recording) (https://canvas.pointloma.edu/courses/52498/assignments/521149)	due by 3pm
	 Final Exam (https://canvas.pointloma.edu/courses/52498/assignments/544506)	due by 7pm
	 Rathus Assertiveness Scale (https://canvas.pointloma.edu/courses/52498/assignments/532320)	
	 WK1 Additional Reading/Quiz/Homework (https://canvas.pointloma.edu/courses/52498/assignments/521238)	