
















1. What team were you on?

		Response Percent	Response Count
Australia		11.3%	7
Bangladesh		9.7%	6
Brazil (July)		6.5%	4
Brazil (Soccer)		8.1%	5
DR Congo		12.9%	8
El Salvador		4.8%	3
Ghana		6.5%	4
Guatemala		9.7%	6
Jamaica		11.3%	7
Rwanda		9.7%	6
Ukraine		9.7%	6
		answered question	62
		skipped question	7

2. What class standing did you have during LoveWorks training?

		Response Percent	Response Count
Freshman		11.6%	8
Sophomore		37.7%	26
Junior		39.1%	27
Senior		11.6%	8
answered question			69
skipped question			0

3. Please indicate the importance and usefulness of the following as you made your decision to participate in LoveWorks.

	Not important	Informative	Very helpful	Crucial...I wouldn't have participated without it	N/A	Rating Average	Response Count
International Ministries Chapel	1.5% (1)	25.0% (17)	39.7% (27)	30.9% (21)	2.9% (2)	3.03	68
International Ministries Brochure	13.2% (9)	39.7% (27)	30.9% (21)	8.8% (6)	7.4% (5)	2.38	68
Informational Meeting	16.2% (11)	36.8% (25)	23.5% (16)	4.4% (3)	19.1% (13)	2.20	68
Friend Recommendation	7.5% (5)	25.4% (17)	52.2% (35)	13.4% (9)	1.5% (1)	2.73	67
Timing/Dates of Trip	12.1% (8)	19.7% (13)	34.8% (23)	30.3% (20)	3.0% (2)	2.86	66
answered question							68
skipped question							1

4. How prepared did you feel as a result of the following training topics?

	I was unprepared	I was minimally prepared	I was well prepared	I was very well prepared	N/A	Rating Average	Response Count
History and design of LoveWorks	0.0% (0)	13.2% (9)	61.8% (42)	25.0% (17)	0.0% (0)	3.12	68
Fund Raising	0.0% (0)	8.8% (6)	52.9% (36)	36.8% (25)	1.5% (1)	3.28	68
Travel Immunizations	0.0% (0)	4.4% (3)	32.4% (22)	63.2% (43)	0.0% (0)	3.59	68
Group Dynamics	0.0% (0)	1.5% (1)	51.5% (35)	47.1% (32)	0.0% (0)	3.46	68
Packing	0.0% (0)	13.2% (9)	48.5% (33)	38.2% (26)	0.0% (0)	3.25	68
Music Ministry Preparation	0.0% (0)	26.5% (18)	41.2% (28)	22.1% (15)	10.3% (7)	2.95	68
Childrens Ministry Preparation	0.0% (0)	20.6% (14)	51.5% (35)	22.1% (15)	5.9% (4)	3.02	68
Ministry Committees	1.5% (1)	23.5% (16)	47.1% (32)	19.1% (13)	8.8% (6)	2.92	68
Testimony Preparation	1.5% (1)	25.0% (17)	52.9% (36)	19.1% (13)	1.5% (1)	2.91	68
Cross-Cultural Issues	0.0% (0)	8.8% (6)	48.5% (33)	41.2% (28)	1.5% (1)	3.33	68
Spirituality of Missions	0.0% (0)	5.9% (4)	54.4% (37)	39.7% (27)	0.0% (0)	3.34	68
Returning Home	0.0% (0)	7.4% (5)	60.3% (41)	27.9% (19)	4.4% (3)	3.22	68
Please give any comments or suggestions for training:							22
answered question							68
skipped question							1

5. How do you feel about the amount of time spent in training?

		Response Percent	Response Count
It was not enough		1.5%	1
It was just about right		76.5%	52
It was too much		22.1%	15

Comments: 19

answered question 68

skipped question 1





6. What do you think about the fundraising process?

		Response Percent	Response Count
The process is inadequate		0.0%	0
The process is helpful, but lacking		7.4%	5
The process is worthwhile and appropriate		70.6%	48
The process is excellent		19.1%	13
I have the following suggestions for the fundraising process:		2.9%	2

answered question 68

skipped question 1



7. How important was the LoveWorks Retreat?

		Response Percent	Response Count
It was a waste of time		1.5%	1
It was valuable, but not necessary		7.7%	5
I am glad we had the retreat		44.6%	29
It was crucial for our team to have this time together		46.2%	30
		answered question	65
		skipped question	4




8. Please share any comments about the retreat and pre-trip experience:

	Response Count
	21
answered question	21
skipped question	48

9. Were the hosts were prepared to receive your team?

		Response Percent	Response Count
No, they were not ready for us		0.0%	0
Yes, they were ready for us		14.9%	10
They did an excellent job hosting our team		85.1%	57
	Additional Comments:		10
answered question			67
skipped question			2

10. Did you feel this was a safe trip?

		Response Percent	Response Count
No, I generally felt in danger and that unnecessary risks were taken		0.0%	0
Yes, I felt safe		32.8%	22
The leaders and hosts did all they could to ensure our safety		62.7%	42
Additional Comments:		4.5%	3
answered question			67
skipped question			2

11. How was the length of the trip?

		Response Percent	Response Count
The trip was too long		3.0%	2
The trip was too short		16.4%	11
The trip was an appropriate amount of time		80.6%	54
	Additional Comments:		12
	answered question		67
	skipped question		2

12. How do you feel about the work you were involved with on the field?

		Response Percent	Response Count
It was a waste of time		0.0%	0
It was good work, but not that important		4.5%	3
Our work was very worthwhile and beneficial to our hosts		95.5%	64
	Additional Comments:		10
	answered question		67
	skipped question		2



13. How did your team as a whole perform in the following areas:

	Poorly	Fairly Well	Very Well	Excellently	Rating Average	Response Count
Group Dynamics	0.0% (0)	4.5% (3)	25.4% (17)	70.1% (47)	3.66	67
Packing	0.0% (0)	10.4% (7)	40.3% (27)	49.3% (33)	3.39	67
Ministry Preparation	0.0% (0)	17.9% (12)	40.3% (27)	41.8% (28)	3.24	67
Testimony	1.5% (1)	25.4% (17)	32.8% (22)	40.3% (27)	3.12	67
Cross-Cultural Issues	0.0% (0)	9.1% (6)	45.5% (30)	45.5% (30)	3.36	66
Reaching Out Beyond the Team/Ministry of Presence	0.0% (0)	6.1% (4)	37.9% (25)	56.1% (37)	3.50	66
				Additional comments?		11
				answered question		67
				skipped question		2

14. How did you perform in the following areas:

	Poorly	Fairly Well	Very Well	Excellently	Rating Average	Response Count
Group Dynamics	0.0% (0)	9.0% (6)	28.4% (19)	62.7% (42)	3.54	67
Packing	1.5% (1)	17.9% (12)	34.3% (23)	46.3% (31)	3.25	67
Ministry Preparation	1.5% (1)	28.4% (19)	38.8% (26)	31.3% (21)	3.00	67
Testimony	1.5% (1)	31.3% (21)	37.3% (25)	29.9% (20)	2.96	67
Cross-Cultural Issues	0.0% (0)	3.0% (2)	43.3% (29)	53.7% (36)	3.51	67
Reaching Out Beyond the Team/Ministry of Presence	0.0% (0)	7.5% (5)	46.3% (31)	46.3% (31)	3.39	67
				Additional comments?		4
				answered question		67
				skipped question		2




15. Did you share your faith testimony on the trip?

		Response Percent	Response Count
No		28.8%	19
Yes		71.2%	47
		answered question	66
		skipped question	3




16. Please make additional comments about your time on the LoveWorks trip.

	Response Count
	25
answered question	25
skipped question	44




17. How committed were your leaders to the pre-trip training and preparation time?

		Response Percent	Response Count
They were not committed		1.5%	1
They were adequately committed		18.2%	12
They were very committed		80.3%	53
	Additional Comments:		10
	answered question		66
	skipped question		3




18. How organized were your leaders?

		Response Percent	Response Count
Not organized at all		1.5%	1
Organized		28.8%	19
Very organized		74.2%	49
	Additional Comments:		7
	answered question		66
	skipped question		3

19. Did your leaders work effectively as a team?

		Response Percent	Response Count
No, they seemed to have trouble working together		15.2%	10
They worked well together		19.7%	13
They worked very well together		65.2%	43
	Additional Comments:		16
	answered question		66
	skipped question		3



20. How did your leaders work with the host(s)?

		Response Percent	Response Count
They did not work well with the hosts		1.5%	1
They did a good job working with our hosts		16.7%	11
They did a great job working with our hosts		81.8%	54
	Additional Comments:		4
	answered question		66
	skipped question		3

21. How visibly intentional were your leaders in encouraging and modeling the following:

	not at all intentional	somewhat intentional	very intentional	Rating Average	Response Count
Successful Fundraising	1.5% (1)	51.5% (34)	47.0% (31)	2.45	66
Immunizations/Healthy Travel	1.5% (1)	28.8% (19)	69.7% (46)	2.68	66
Ministry Preparation/Committees	1.5% (1)	28.8% (19)	69.7% (46)	2.68	66
Group Dynamics	0.0% (0)	27.3% (18)	72.7% (48)	2.73	66
Retreat Participation	4.8% (3)	23.8% (15)	71.4% (45)	2.67	63
Sharing Testimonies	1.5% (1)	21.2% (14)	77.3% (51)	2.76	66
Cross-Cultural Issues	3.0% (2)	22.7% (15)	74.2% (49)	2.71	66
Relating outside of the team	0.0% (0)	22.7% (15)	77.3% (51)	2.77	66
Spirituality of Missions	0.0% (0)	19.7% (13)	80.3% (53)	2.80	66
Returning Home/Debriefing	0.0% (0)	25.8% (17)	74.2% (49)	2.74	66
			Additional Comments:		9
			answered question		66
			skipped question		3

22. Overall, how prepared were your leaders for this experience?

		Response Percent	Response Count
Not prepared at all		0.0%	0
Adequately prepared		22.7%	15
Very prepared		78.8%	52

Additional Comments: 17

answered question 66

skipped question 3

23. What was the best thing about LoveWorks?

	Response Count
	63
answered question	63
skipped question	6



24. What was the hardest thing about LoveWorks?

	Response Count
	62
answered question	62
skipped question	7

25. How has God moved in your life through LoveWorks?

		Response Count
		61
answered question		61
skipped question		8



26. Did you read the provided devotional book "Compassion"?

		Response Percent	Response Count
Yes		26.6%	17
No		73.4%	47
answered question			64
skipped question			5

27. If yes, briefly what were some significant lessons you learned from reading "Compassion"?

		Response Count
		16
answered question		16
skipped question		53



28. Did you journal on the trip?

		Response Percent	Response Count
Yes		96.9%	62
No		3.1%	2
answered question			64
skipped question			5



29. If yes, briefly what were some significant lessons you learned from your journaling?

	Response Count
	55
answered question	55
skipped question	14





30. How likely will you be to recommend LoveWorks to other students?

		Response Percent	Response Count
Unlikely		0.0%	0
Likely		6.3%	4
Very Likely		93.8%	60
answered question			64
skipped question			5

31. Are you aware that weekly Baggage Claim events are available in the fall as a forum to share thoughts and experiences and to hear from others about their LoveWorks, S.A.L.T., and Study Abroad experiences?

		Response Percent	Response Count
No		17.2%	11
Yes		82.8%	53
answered question			64
skipped question			5

32. How likely do you think you are to attend and participate in weekly Baggage Claim events?

		Response Percent	Response Count
I do not plan to attend		31.7%	20
I plan to attend one or two		54.0%	34
I plan to attend several		7.9%	5
I plan to attend as many as I can		6.3%	4
answered question			63
skipped question			6

33. Based on your thoughts about your trip, how do these Baggage Claim topics interest you? (0 = not interesting, 3 = very interesting)

	0	1	2	3	Response Count
Story Telling: Funny Stories	3.1% (2)	10.9% (7)	45.3% (29)	40.6% (26)	64
Reverse Culture Shock	4.7% (3)	18.8% (12)	39.1% (25)	37.5% (24)	64
An Active Relevant Response at Home	1.6% (1)	15.9% (10)	42.9% (27)	39.7% (25)	63
Faith Questions	0.0% (0)	7.8% (5)	40.6% (26)	51.6% (33)	64
Poverty, Inequities, & Economic Realities	0.0% (0)	18.8% (12)	42.2% (27)	39.1% (25)	64
New Perspectives on Relationships	1.6% (1)	9.4% (6)	37.5% (24)	51.6% (33)	64
Views of the USA and the Rest of the World	0.0% (0)	21.9% (14)	35.9% (23)	42.2% (27)	64
Story Telling: Love Stories	3.1% (2)	21.9% (14)	37.5% (24)	37.5% (24)	64
				Other (please specify)	4
				answered question	64
				skipped question	5