

# Course Syllabus

[Jump to Today](#) Edit

Graduate Department of Sociology, Social Work, and Family Sciences

## SWK6171 Foundation of Social Work Practicum II

2 Units

**Spring 2026**

1/12/ - 5/10

Internship

**Meeting Days:** n/a

**Meeting Times:** n/a

**Meeting Location:** Practicum site

**Final Exam: (Day/Time):** n/a

**Instructor:** Theresa Meza, MSW

**Email:** [tmeza@pointloma.edu](mailto:tmeza@pointloma.edu)

[\\_](mailto:tmeza@pointloma.edu)

**Phone:**

**Office Location and Hours:** By appointment

## PLNU Mission

### To Teach ~ To Shape ~ To Send

Point Loma Nazarene University exists to provide higher education in a vital Christian community where minds are engaged and challenged, character is modeled and formed, and service is an expression of faith. Being of Wesleyan heritage, we strive to be a learning community where grace is foundational, truth is pursued, and holiness is a way of life.

## Course Description



In this practicum, students will apply course-based knowledge and skills by working in a social service setting.

A minimum of 200 clock hours are required.

---

## Course Learning Outcomes

1. Apply Social Work theories to real-world scenarios, navigating complex systems and policies at micro, mezzo, and macro levels
  2. Display commitment to the NASW Code of Ethics through ethical practice and pursuit of social justice while engaging clients
  3. Acquire experience with assessment skills and interventions while working with diverse clients and settings
  4. Demonstrate the CSWE core competencies and practice behaviors
  5. Develop self-awareness as a social worker through a synthesis of practicum experiences, supervisors' performance evaluations, and peers' experiences
- 

## Program Learning Outcomes

1. Demonstrate understanding of integrated body of knowledge required of a “advanced generalist practitioner” as defined by the Council on Social Work Education.
2. Engage in professional practice that is guided by values and ethics and inspired by faith:
  - o Possess a command of the professional values and ethics required of an “advanced generalist practitioner.”
  - o Demonstrate an awareness of the influence of Christian and Wesleyan perspectives on social work practice.
  - o Demonstrate competence in the concrete practice of professional skills, especially those skills required for an “advanced generalist practitioner.”
  - o Demonstrate professional competency as defined by the CSWE competencies.

## *Program Goals*

The goals of the social work program flow from the mission and are related to the development of competent professions; integration of faith and professional practice; service to the community that empowers others; and continuous personal development. The four primary program goals are:

1. To prepare students for beginning advanced generalist professional practice by providing the advanced knowledge, skills, and values and ethics that form a professional foundation for competent practice with diverse populations and systems of any size.



2. To prepare students who are committed to service in the community in a manner that includes an understanding of the intersection of a Christian/Wesleyan perspectives and social work practice.
3. To develop entry level advanced generalist or clinical practitioners who are motivated to promote social, racial, environmental, and economic justice and who employ theory and cultural sensitivity to empower diverse populations and to understand the transactions between social and cultural environments.
4. To foster student involvement in continuing professional development. These core program goals are accomplished through student achievement of objectives that form a professional foundation of knowledge, clearly articulated values and ethics, and acquisition of professional and personal skills.

## *CSWE Core Competencies*

Achievement of the program objectives relies on the successful 'teaching' and 'shaping' of students into professionals who successfully acquire personal competency in ten domains: nine domains identified by CSWE and one additional domain reflecting integration of the Christian foundation of the PLNU program. These domains inform the master of social work program design and curriculum and form the basis of student learning outcomes and core professional competencies to be achieved by students. Upon completion of the PLNU master of social work program, students are expected to demonstrate professional practice behaviors commensurate with the advanced generalist practitioner in each domain by practicing stated practice behaviors in their courses and field placement(s).

1. Demonstrate ethical and professional behavior
2. Advance human rights and social, racial, economic, and environmental justice
3. Engage anti-racism, diversity, equity, and inclusion (ADEI) in practice
4. Engage in practice-informed research and research-informed practice
5. Engage in policy practice
6. Engage with individuals, families, groups, organizations, and communities
7. Assess and plan with individuals, families, groups, and communities
8. Intervene with individuals, families, groups, organizations, and communities
9. Evaluate practice with individuals, families, groups, organizations, and communities
10. Service as an expression of faith

## Institutional Learning Outcomes

### 1. **Learning, Informed by our Faith in Christ**

Students will acquire knowledge of human cultures and the physical and natural world while developing skills and habits of the mind that foster lifelong learning.

### 2. **Growing, in a Christ-centered Faith Community**

Students will develop a deeper and more informed understanding of others as they negotiate complex professional, environmental, and social contexts.



### 3. Serving, in a Context of Christian Faith

Students will serve locally and/or globally in vocational and social settings.

## Required Texts and Recommended Study Resources

Garthwait, C. L. (2020). *The social work practicum: Preparation for practice* (8th ed.). Pearson.

**Note:** Students are responsible for having the required textbooks prior to the first day of class. Students are also encouraged to begin reading the books in preparation for the class as soon as possible.

Point Loma Nazarene University, as a non-profit educational institution, is entitled by law to use materials protected by the US Copyright Act for classroom education. Any use of those materials outside the class may violate the law. All supplemental materials posted on this course site (including articles, book excerpts, or other documents) are provided for your personal academic use. These materials may be protected by copyright law and should not be duplicated or distributed without permission of the copyright owner.

## Course Credit Hour Information

In the interest of providing sufficient time to accomplish the stated Course Learning Outcomes, this class meets the PLNU credit hour policy for a 2-unit class delivered over 16 weeks. A minimum of 200 clock hours are required.

## Assessment and Grading

### *Weighted Grades*

This course uses weighted grades. Each assignment category is worth a certain percentage of the total grade (100%) for the course, as specified in the table below:

Course Assignments

<i>Assignment Category</i>	<i>Percentage of Total Grade</i>
<b>Time Sheets</b>	<b>30%</b>
<b>Weekly Logs</b>	<b>35%</b>
<b>Learning Plan</b>	<b>35%</b>

Student grades for assignments will be posted in the Canvas gradebook. It is important to read the comments posted in the gradebook as these comments are intended to help students improve their work. Final grades will be posted by the due date as posted in the Academic Calendar.



## Grading Scale

The following grading scale will be used for all exams and final course grades:

- 93-100% = A
- 90 - 92% = A-
- 87 – 89% = B+
- 84 – 86% = B
- 81 – 83% = B-
- 78 – 80% = C+
- \*75 – 77% = C
- 73 – 74% = C-
- 71 – 72% = D+
- 68 – 70% = D
- Below 68% = F

---

## Incompletes and Late Assignments

All assignments are to be submitted by the due dates. There will be a 10% reduction of possible points for **each day** an assignment is late, and assignments will **not be** accepted for credit four days after the due date. If missing assignments result in the failure to meet learning outcomes, you may receive a letter grade reduction on the final grade in addition to the loss of points for missing work. Assignments will be considered late if posted after the due date and time using Pacific Standard Time. No assignments will be accepted after midnight on Sunday night, the last day of class.

Exceptions for extenuating circumstances must be pre-approved by the instructor and the program director.

---

## PLNU Spiritual Care

PLNU strives to be a place where you grow as a whole person. To this end, we provide resources for our Graduate and Adult Undergraduate students to encounter God and grow in their Christian faith. At the Mission Valley (MV) campus we have an onsite chaplain who is available during class break times across the week. If you have questions or a desire to meet or share any prayer requests with the onsite chaplain, you may email Dr. Sylvia Cortez Masyuk at [scortezm@pointloma.edu](mailto:scortezm@pointloma.edu) (<mailto:scortezm@pointloma.edu>).

In addition, on the MV campus, there is a prayer chapel on the third floor, which is open for use as a space set apart for quiet reflection and prayer.



# PLNU Copyright Policy

Point Loma Nazarene University, as a non-profit educational institution, is entitled by law to use materials protected by the US Copyright Act for classroom education. Any use of those materials outside the class may violate the law.

---

## PLNU Recording Notification


In order to enhance the learning experience, please be advised that this course may be recorded by the professor for educational purposes, and access to these recordings will be limited to enrolled students and authorized personnel.

Note that all recordings are subject to copyright protection. Any unauthorized distribution or publication of these recordings without written approval from the University (refer to the Dean) is strictly prohibited.

---

## PLNU Academic Honesty Policy

Students should demonstrate academic honesty by doing original work and by giving appropriate credit to the ideas of others. Academic dishonesty is the act of presenting information, ideas, and/or concepts as one's own when, in reality, they are the results of another person's creativity and effort. A faculty member who believes a situation involving academic dishonesty has been detected may assign a failing grade for that assignment or examination or, depending on the seriousness of the offense, for the course.

For all student appeals, faculty and students should follow the procedures outlined in the University Catalog. See [Adult Undergraduate Academic and General Policies](https://pointloma-public.courseleaf.com/aug-catalog/academic-general-policies/#text)  (<https://pointloma-public.courseleaf.com/aug-catalog/academic-general-policies/#text>) for definitions of kinds of academic dishonesty and for further policy information.

During the first week of class, you will be asked to submit an Academic Honesty Verification Statement. Submitting the statement is a requirement of this course. By submitting the Academic Honesty Verification Statement, you will be verifying all assignments completed in this course were completed by you. Carefully review the Academic Honesty Statement below.

Statement: "In submitting this form, I am verifying all the assignments in this course will be completed by me and will be my own work."

---

## Artificial Intelligence (AI) Policy



You are allowed to use Artificial Intelligence (AI) tools (e.g., ChatGPT, Gemini Pro 1.5, GrammarlyGo, Perplexity, etc) to generate ideas, but you are not allowed to use AI tools to generate content (text, video, audio, images) that will end up in any work submitted to be graded for this course. If you have any doubts about using AI, please gain permission from the instructor.

---

## PLNU Academic Accommodations Policy

PLNU is committed to providing equal opportunity for participation in all its programs, services, and activities in accordance with the Americans with Disabilities Act (ADA). Students with disabilities may request course-related accommodations by contacting the Educational Access Center (EAC), located in the Bond Academic Center (EAC@pointloma.edu or 619-849-2486). Once a student's eligibility for an accommodation has been determined, the EAC will work with the student to create an Accommodation Plan (AP) that outlines allowed accommodations. The EAC makes accommodations available to professors at the student's request.

PLNU highly recommends that students speak with their professors during the first two weeks of each semester/term about the implementation of their AP in that particular course. Accommodations are not retroactive, so clarifying with the professor at the outset is one of the best ways to promote positive academic outcomes.

Students who need accommodations for a disability should contact the EAC as early as possible (i.e., ideally before the beginning of the semester) to ensure appropriate accommodations can be provided. It is the student's responsibility to make the first contact with the EAC. Students cannot assume that because they had accommodations in the past, their eligibility at PLNU is automatic. All determinations at PLNU must go through the EAC process. This is to protect the privacy of students with disabilities who may not want to disclose this information and are not asking for any special accommodations.

---

## Language and Belonging

Point Loma Nazarene University faculty are committed to helping create a safe and hospitable learning environment for all students. As Christian scholars, we are keenly aware of the power of language and believe in treating others with dignity. As such, it is important that our language be equitable, inclusive, and prejudice-free. Inclusive/Bias-free language is the standard outlined by all major academic style guides, including MLA, APA, and Chicago, and it is the expected norm in university-level work. Good writing and speaking do not use unsubstantiated or irrelevant generalizations about personal qualities such as age, disability, economic class, ethnicity, marital status, parentage, political or religious beliefs, race, gender, sex, or sexual orientation. Inclusive language also avoids using stereotypes or terminology that demeans persons or groups based on age, disability, class, ethnicity, gender, race, language, or national origin. Respectful use of language is particularly important when referring to those outside the



religious and lifestyle commitments of those in the PLNU community. By working toward precision and clarity of language, we mark ourselves as serious and respectful scholars, and we model the Christ-like quality of hospitality.

If you (or someone you know) have experienced a bias incident regarding language, you can find more information on reporting and resources at [www.pointloma.edu/bias](http://www.pointloma.edu/bias) (<http://www.pointloma.edu/bias>).

---

## Sexual Misconduct and Discrimination

Point Loma Nazarene University faculty are committed to helping create a safe learning environment for all students. If you (or someone you know) have experienced any form of sexual discrimination or misconduct, including sexual assault, dating or domestic violence, or stalking, know that help and support are available through the [Title IX Office](https://www.pointloma.edu/title-ix) (<https://www.pointloma.edu/title-ix>). Please be aware that under Title IX of the Education Amendments of 1972, it is required to disclose information about such misconduct to the Title IX Office.

If you wish to speak to a confidential employee who does not have this reporting responsibility, you can contact Counseling Services at [counselingservices@pointloma.edu](mailto:counselingservices@pointloma.edu) or find a list of campus pastors via our [Sexual Harassment and Discrimination Policy](https://www.pointloma.edu/title-ix). (<https://www.pointloma.edu/title-ix>)

If you (or someone you know) have experienced other forms of discrimination or bias, you can find more information on reporting and resources via our [Nondiscrimination and Anti-harassment Policy](https://www.pointloma.edu/bias) (<https://www.pointloma.edu/bias>).

---

## PLNU Attendance and Participation Policy

Regular and punctual attendance at all class sessions is considered essential to optimum academic achievement. Therefore, regular attendance and participation in each course are minimal requirements.

If the student is absent for more than 10 percent of class sessions, the faculty member will issue a written warning of de-enrollment. If the absences exceed 20 percent, the student may be de-enrolled without notice until the university withdrawal date or, after that date, receive an “F” grade.

Students who anticipate being absent for an entire week of a course should contact the instructor in advance for approval and make arrangements to complete the required coursework and/or alternative assignments assigned at the discretion of the instructor. Acceptance of late work is at the discretion of the instructor and does not waive attendance requirements.

Refer to [Academic Policies](https://pointloma-public.courseleaf.com/aug-catalog/academic-general-policies/) [↗](https://pointloma-public.courseleaf.com/aug-catalog/academic-general-policies/) (<https://pointloma-public.courseleaf.com/aug-catalog/academic-general-policies/>) for additional details.



## *Synchronous Attendance/Participation Definition*

For synchronous courses that have specific scheduled meeting times (including in-person, hybrid, and synchronous online courses), absences are counted from the first official meeting of the class regardless of the date of the student's enrollment. For courses with specific attendance requirements, those requirements are outlined in the course syllabus.

**Note:** For synchronous courses with an online asynchronous week, refer to the Online Asynchronous Class Attendance policy listed below.

## *Online Asynchronous Attendance/Participation Definition*

Students taking online courses with no specific scheduled meeting times are expected to actively engage throughout each week of the course. Attendance is defined as participating in an academic activity within the online classroom which includes, but is not limited to:

- Engaging in an online discussion
- Submitting an assignment
- Taking an exam
- Participating in online labs
- Initiating contact with faculty member within the learning management system to discuss course content

**Note:** Logging into the course does not qualify as participation and will not be counted as meeting the attendance requirement.

---

## Course Modality Definitions

1. Online Courses: These are courses with class meetings where all instruction and interaction are fully online.
    1. Synchronous Courses: At least one class meeting takes place at a designated time.
    2. Asynchronous Courses: All class meetings are asynchronous.
  2. Hybrid Courses: These are courses with class meetings that take place both in the classroom and online synchronously and/or asynchronously.
  3. In-Person Courses: These are courses that meet in person with the instructor and students in a physical classroom setting. With approval by the area dean, this may include up to 25% of qualified class interactions through a Learning Management System (such as Canvas).
- 

## Use of Technology



In order to be successful in the online or hybrid environment, you'll need to meet the minimum technology and system requirements; please refer to the [Technology and System Requirements \(https://help.pointloma.edu/TDClient/1808/Portal/KB/ArticleDet?ID=108349\)](https://help.pointloma.edu/TDClient/1808/Portal/KB/ArticleDet?ID=108349) information. Additionally, students are required to have headphone speakers, microphone, or webcams compatible with their computer available to use. Please note that any course with online proctored exams requires a computer with a camera (tablets are not compatible nor allowable) to complete exams online.

Problems with technology do not relieve you of the responsibility of participating, turning in your assignments, or completing your class work.

---

## GPS Academic Resources

PLNU offers the following free academic resources virtually for Graduate Professional Studies (GPS) Students. Visit myPLNU through the links below for more information.

- [The GPS Writing Center \(https://my.pointloma.edu/pages/writing-center-gps\)](https://my.pointloma.edu/pages/writing-center-gps) offers:
  - **Zoom Writers Workshops** offered each quad on a variety of helpful topics
  - **One-to-one appointments** with the Writing Coach
  - **Microlearning YouTube Video Library** for helpful tips anytime
- [Research Help Guide \(https://my.pointloma.edu/pages/research-help\)](https://my.pointloma.edu/pages/research-help) to help you start your research
  - The physical office is located on the third floor of the [Mission Valley Regional Center \(https://maps.app.goo.gl/CRXui8PJUnSkvokC9\)](https://maps.app.goo.gl/CRXui8PJUnSkvokC9) off the student lounge
- [Academic Writing Resources Course \(https://canvas.pointloma.edu/courses/64301\)](https://canvas.pointloma.edu/courses/64301): Found on your Canvas Dashboard, this course is non-credit with 24/7 access, no time limits, and self-paced content. [Watch a quick video run-through \(https://youtu.be/JB8MmVPznFI\)](https://youtu.be/JB8MmVPznFI) and take time now to explore!
- [Grammarly \(https://www.grammarly.com/edu/point-loma-nazarene-university-graduate-professional-studies\)](https://www.grammarly.com/edu/point-loma-nazarene-university-graduate-professional-studies): Students have unlimited FREE access to Grammarly for Education, a trusted tool designed to help enhance writing skills by providing real-time feedback, identifying areas for improvement, and providing suggestions. Grammarly's Generative AI is NOT available with our student accounts.
- [Tutoring \(https://my.pointloma.edu/pages/tutoring-gps\)](https://my.pointloma.edu/pages/tutoring-gps): Students have access to 24/7 live or scheduled subject tutoring through Tutor.com, including a Paper Drop-Off Service with feedback within 12 hours.




















---

## Assignments-at-a-Glance





















The course summary below lists our assignments and their due dates. Click on any assignment to review it.

### Course Summary:























Date	Details	Due
Sun Jan 18, 2026	 <a href="#">Share Your Internship Google Drive Folder</a> <a href="https://canvas.pointloma.edu/courses/84789/assignments/1274350">https://canvas.pointloma.edu/courses/84789/assignments/1274350</a>	due by 11:59pm
		
	 <a href="#">Week 1 Field Log</a> <a href="https://canvas.pointloma.edu/courses/84789/assignments/1268203">https://canvas.pointloma.edu/courses/84789/assignments/1268203</a>	due by 11:59pm
		
	 <a href="#">Week 1 Time Sheet</a> <a href="https://canvas.pointloma.edu/courses/84789/assignments/1268204">https://canvas.pointloma.edu/courses/84789/assignments/1268204</a>	due by 11:59pm
		
Sun Jan 25, 2026	 <a href="#">Week 2 Field Log</a> <a href="https://canvas.pointloma.edu/courses/84789/assignments/1268219">https://canvas.pointloma.edu/courses/84789/assignments/1268219</a>	due by 11:59pm
		
	 <a href="#">Week 2 Time Sheet</a> <a href="https://canvas.pointloma.edu/courses/84789/assignments/1268220">https://canvas.pointloma.edu/courses/84789/assignments/1268220</a>	due by 11:59pm
		
Sun Feb 1, 2026	 <a href="#">Week 3 Field Log</a> <a href="https://canvas.pointloma.edu/courses/84789/assignments/1268221">https://canvas.pointloma.edu/courses/84789/assignments/1268221</a>	due by 11:59pm
		
	 <a href="#">Week 3 Time Sheet</a> <a href="https://canvas.pointloma.edu/courses/84789/assignments/1268222">https://canvas.pointloma.edu/courses/84789/assignments/1268222</a>	due by 11:59pm
		
Sun Feb 8, 2026	 <a href="#">Learning Plan Check-In #1</a> <a href="https://canvas.pointloma.edu/courses/84789/assignments/1268229">https://canvas.pointloma.edu/courses/84789/assignments/1268229</a>	due by 11:59pm
		
	 <a href="#">Week 4 Field Log</a> <a href="https://canvas.pointloma.edu/courses/84789/assignments/1268223">https://canvas.pointloma.edu/courses/84789/assignments/1268223</a>	due by 11:59pm
		
	 <a href="#">Week 4 Time Sheet</a> <a href="https://canvas.pointloma.edu/courses/84789/assignments/1268224">https://canvas.pointloma.edu/courses/84789/assignments/1268224</a>	due by 11:59pm
		

















Date	Details	Due
Sun Feb 15, 2026	 <a href="#">Week 5 Field Log</a>	due by 11:59pm
	<a href="https://canvas.pointloma.edu/courses/84789/assignments/1268325">https://canvas.pointloma.edu/courses/84789/assignments/1268325</a>	
		
	 <a href="#">Week 5 Time Sheet</a>	due by 11:59pm
	<a href="https://canvas.pointloma.edu/courses/84789/assignments/1268326">https://canvas.pointloma.edu/courses/84789/assignments/1268326</a>	
		
Sun Feb 22, 2026	 <a href="#">Week 6 Field Log</a>	due by 11:59pm
	<a href="https://canvas.pointloma.edu/courses/84789/assignments/1268327">https://canvas.pointloma.edu/courses/84789/assignments/1268327</a>	
		
	 <a href="#">Week 6 Time Sheet</a>	due by 11:59pm
	<a href="https://canvas.pointloma.edu/courses/84789/assignments/1268328">https://canvas.pointloma.edu/courses/84789/assignments/1268328</a>	
		
Sun Mar 1, 2026	 <a href="#">Week 7 Field Log</a>	due by 11:59pm
	<a href="https://canvas.pointloma.edu/courses/84789/assignments/1268329">https://canvas.pointloma.edu/courses/84789/assignments/1268329</a>	
		
	 <a href="#">Week 7 Time Sheet</a>	due by 11:59pm
	<a href="https://canvas.pointloma.edu/courses/84789/assignments/1268330">https://canvas.pointloma.edu/courses/84789/assignments/1268330</a>	
		
Sun Mar 8, 2026	 <a href="#">Learning Plan Check-In #2</a>	due by 11:59pm
	<a href="https://canvas.pointloma.edu/courses/84789/assignments/1268300">https://canvas.pointloma.edu/courses/84789/assignments/1268300</a>	
		
	 <a href="#">Week 8 Field Log</a>	due by 11:59pm
	<a href="https://canvas.pointloma.edu/courses/84789/assignments/1268331">https://canvas.pointloma.edu/courses/84789/assignments/1268331</a>	
		
Sun Mar 22, 2026	 <a href="#">Week 8 Time Sheet</a>	due by 11:59pm
	<a href="https://canvas.pointloma.edu/courses/84789/assignments/1268332">https://canvas.pointloma.edu/courses/84789/assignments/1268332</a>	
		
	 <a href="#">Week 9 Field Log</a>	due by 11:59pm
	<a href="https://canvas.pointloma.edu/courses/84789/assignments/1268333">https://canvas.pointloma.edu/courses/84789/assignments/1268333</a>	
		



Date	Details	Due
	 <a href="#">Week 9 Time Sheet</a> <a href="https://canvas.pointloma.edu/courses/84789/assignments/1268204">https://canvas.pointloma.edu/courses/84789/assignments/1268204</a>	due by 11:59pm 
	 <a href="#">Week 10 Field Log</a> <a href="https://canvas.pointloma.edu/courses/84789/assignments/1268205">https://canvas.pointloma.edu/courses/84789/assignments/1268205</a>	due by 11:59pm 
<b>Sun Mar 29, 2026</b>	 <a href="#">Week 10 Time Sheet</a> <a href="https://canvas.pointloma.edu/courses/84789/assignments/1268206">https://canvas.pointloma.edu/courses/84789/assignments/1268206</a>	due by 11:59pm 
	 <a href="#">Week 11 Field Log</a> <a href="https://canvas.pointloma.edu/courses/84789/assignments/1268207">https://canvas.pointloma.edu/courses/84789/assignments/1268207</a>	due by 11:59pm 
<b>Sun Apr 5, 2026</b>	 <a href="#">Week 11 Time Sheet</a> <a href="https://canvas.pointloma.edu/courses/84789/assignments/1268208">https://canvas.pointloma.edu/courses/84789/assignments/1268208</a>	due by 11:59pm 
	 <a href="#">Learning Plan Check-In #3</a> <a href="https://canvas.pointloma.edu/courses/84789/assignments/1268209">https://canvas.pointloma.edu/courses/84789/assignments/1268209</a>	due by 11:59pm 
<b>Sun Apr 12, 2026</b>	 <a href="#">Week 12 Field Log</a> <a href="https://canvas.pointloma.edu/courses/84789/assignments/1268210">https://canvas.pointloma.edu/courses/84789/assignments/1268210</a>	due by 11:59pm 
	 <a href="#">Week 12 Time Sheet</a> <a href="https://canvas.pointloma.edu/courses/84789/assignments/1268211">https://canvas.pointloma.edu/courses/84789/assignments/1268211</a>	due by 11:59pm 
	 <a href="#">Week 13 Field Log</a> <a href="https://canvas.pointloma.edu/courses/84789/assignments/1268212">https://canvas.pointloma.edu/courses/84789/assignments/1268212</a>	due by 11:59pm 
<b>Sun Apr 19, 2026</b>	 <a href="#">Week 13 Time Sheet</a> <a href="https://canvas.pointloma.edu/courses/84789/assignments/1268213">https://canvas.pointloma.edu/courses/84789/assignments/1268213</a>	due by 11:59pm 



Date	Details	Due
Sun Apr 26, 2026	 <a href="https://canvas.pointloma.edu/courses/84789/assignments/1268313">Week 14 Field Log</a> <a href="https://canvas.pointloma.edu/courses/84789/assignments/1268313">https://canvas.pointloma.edu/courses/84789/assignments/1268313</a> 	due by 11:59pm
	 <a href="https://canvas.pointloma.edu/courses/84789/assignments/1268314">Week 14 Time Sheet</a> <a href="https://canvas.pointloma.edu/courses/84789/assignments/1268314">https://canvas.pointloma.edu/courses/84789/assignments/1268314</a> 	due by 11:59pm
Sun May 3, 2026	 <a href="https://canvas.pointloma.edu/courses/84789/assignments/1268315">Week 15 Field Log</a> <a href="https://canvas.pointloma.edu/courses/84789/assignments/1268315">https://canvas.pointloma.edu/courses/84789/assignments/1268315</a> 	due by 11:59pm
	 <a href="https://canvas.pointloma.edu/courses/84789/assignments/1268316">Week 15 Time Sheet</a> <a href="https://canvas.pointloma.edu/courses/84789/assignments/1268316">https://canvas.pointloma.edu/courses/84789/assignments/1268316</a> 	due by 11:59pm
Sun May 10, 2026	 <a href="https://canvas.pointloma.edu/courses/84789/assignments/1268302">Learning Plan Midpoint/Final Evaluation</a> <a href="https://canvas.pointloma.edu/courses/84789/assignments/1268302">https://canvas.pointloma.edu/courses/84789/assignments/1268302</a> 	due by 11:59pm
	 <a href="https://canvas.pointloma.edu/courses/84789/assignments/1268317">Week 16 Field Log</a> <a href="https://canvas.pointloma.edu/courses/84789/assignments/1268317">https://canvas.pointloma.edu/courses/84789/assignments/1268317</a> 	due by 11:59pm
	 <a href="https://canvas.pointloma.edu/courses/84789/assignments/1268318">Week 16 Time Sheet</a> <a href="https://canvas.pointloma.edu/courses/84789/assignments/1268318">https://canvas.pointloma.edu/courses/84789/assignments/1268318</a> 	due by 11:59pm

