

ART3026-1 SP22 - Photography II: Contemporary Images

[Jump to Today](#)

 [Edit](#)



Anja Rubik, Alex Prager, 2011

ART3026 | PHOTOGRAPHY: CONTEMPORARY IMAGES

INSTRUCTOR: Lael Corbin, MFA

CONTACT: ldcorbin@pointloma.edu (<mailto:ldcorbin@pointloma.edu>) / phone: 619.849.2239

OFFICE: Keller 104 (*email for an appointment*)

SCHEDULE: Tuesday / Thursday, 12:00–2:20 pm

ROOM: Keller 107

FINAL EXAM: Thursday, 5/5: 1:30–4:00 pm

[Meet Your Professor](#)

[Weekly Modules](#)[University Policies](#)

COURSE DESCRIPTION:

Art 3026 Photography: Contemporary Images is an advanced level course in photography designed to explore various strategies used to create contemporary photography based artwork. The goals of the course are to continue the students technical knowledge of the photographic process as well and introduce new and alternative processes, examine the relationship between photography and other art forms and to create an environment in which the student can explore their own artistic ideas.

Student are expected to gain technical knowledge, as well as develop their own conceptual views on photography and its relationship to art making as a whole. This is to be accomplished through the creation of original artwork, class critiques and discussions, readings, written assignments, and class field trips.

OVERVIEW:

This course is structured into [15 weekly modules](#) . All of the activities, requirements, assignments and due dates for a particular week are contained within each corresponding module. However, each major project spans multiple weeks, so it's important to look ahead and be aware of future homework assignments and due dates.

This is a combination lab/lecture course. Class time may be used for lectures, project introductions, material and technical demonstrations, group discussion, and open lab work time. Attendance will be taken.

There is a minimum of 1 weekly homework assignment. In some cases, the homework assignment will be to show evidence of your progress. You may upload images of sketches, material tests, or anything that demonstrates progress. There is some flexibility in how you show progress, but a written description of your intentions or activity is not acceptable. There must be verification and evidence of weekly activity and progress. **All homework must be turned in through Canvas to receive credit and will not be accepted in person.**

STUDENT LEARNING OUTCOMES:

Articulate insights and issues related to contemporary photography.

Idea Objective: Gaining a broader understanding and appreciation of intellectual/cultural activity

Activities and Assignments: Class Discussions, Witten Reading Responses, Critiques

Plan and execute their own photo shoots, producing images that demonstrate a clear vision and technical proficiency.

Idea Objective: Developing specific skills, competencies, and points of view needed by professionals in the field most closely related to this course

Activities and Assignments: The 3 large studio assignment, Weekly Studio Practice+Homework

Create a cohesive body of work in the form of a portfolio, sample exhibition, or photography book.

Idea Objective: Developing creative capacities

Activities and Assignments: The 3 large studio assignment, Weekly Studio Practice+Homework

Participate in the evaluation of presented artworks through both individual and collective critique.

Idea Objective: Learning to analyze and critically evaluate ideas

Activities and Assignments: Artists Statements, and Critiques

PROJECTS + EXERCISES:

Three Projects

Student will complete three sculpture related projects this semester. Each of these projects will deal with a different approach to creating contemporary art. Time will be given to explore materials, techniques, themes, create “experiments” and develop ideas. In addition to representing your best artistic efforts, projects must be complete and exhibition ready by the date of your assigned critique in order to receive full points.

Weekly Studio Practice + Homework

Each week the students will be responsible for shooting the equivalent of one roll of film (24-36 shots). These images will serve as a means for discussing the students progress and developing direction for future work. While specific weekly shooting assignments may not be given, weekly shooting should be in the service of the three large studio assignments.

READINGS + WRITTEN WORK:

Readings will be assigned throughout this the semester. Students will be responsible to complete the material on time, write a short response to its content, and be prepared for in class discussions. These will be used to broaden ideas about photography and consider new applications for its use as an art making tool.

Upon completion of each of the three large projects, and in preparation for each critique, there will be a short artist's statement Due. This is a short writing that offers insight into artist's work by describing the artist's creative process, philosophy, vision, and motivation. Its goal is to enlighten and engage. Therefore an artist's statement should read easily, be informative, and provide insight into the artwork for both the maker and the viewer. These writings will be discussed in class near the completion of each project.

CRITIQUES AND PARTICIPATION:

At the end of each major project, there will be a group critique. The primary purpose of critique is to practice utilizing the language of design, which is an essential skill for professional artists and designers. Dialogue and constructive criticism also help the artist/designer recognize the strengths and weaknesses in their work. Each student is expected to contribute to the discussion. In fact, your participation grade is based in part on your willingness to join

in during the critique. If you are absent from a critique your project will be marked late. (–20 pts) There will be no opportunity to make up the points lost for missing a critique. Students are given a grade for each critique. 50% of the grade is based upon participation during the critique, and 50% is based upon overall class participation up to that point.

COURSE CREDIT HOUR INFORMATION:

In the interest of providing sufficient time to accomplish the stated Course Learning Outcomes, this class meets the PLNU credit hour policy for a 3 unit class delivered over 15 weeks. It is anticipated that students will spend a minimum of 37.5 participation hours per credit hour on their coursework. For this course, students will spend an estimated 112.5 total hours meeting the course learning outcomes. The time estimations are provided in the Canvas modules.

ATTENDANCE:

PLNU ATTENDANCE POLICY:

Regular and punctual attendance in all classes is considered essential to optimum academic achievement. If the student is absent from more than 10 percent of class meetings, the faculty member can file a written report which may result in de-enrollment. If the absences exceed 20 percent, the student may be de-enrolled without notice until the university drop date or, after that date, receive the appropriate grade for their work and participation.

See [Academic Policies](http://catalog.pointloma.edu/content.php?catoid=18&navoid=1278) [\(http://catalog.pointloma.edu/content.php?catoid=18&navoid=1278\)](http://catalog.pointloma.edu/content.php?catoid=18&navoid=1278) in the Undergraduate Academic Catalog.

CLASS ATTENDANCE POLICY:

Attendance is required. You are allowed 2 unexcused absences. Each additional absence will result in a 10 point deduction from your final participation grade. If you are absent, you are responsible to find out from your peers what information you missed. If you arrive more than 5 minutes after the start time or leave more than 5 minutes early from a required class session, you will be marked late. If you miss 30 minutes or more of a required class session, you will be marked absent. 3 late arrivals or early departures equal one absence.

Exceptions to the attendance policy will only be made in the event of a family emergency, illness with a doctor's verification, or something of an unexpected, urgent nature which is out of your control. Family vacations, weddings, work schedules, and or travel/flight schedules are not valid excuses for missing a required class session or exam. Excessive absences may result in you being dropped from the course.

- **1–2 unexcused absences:** *no effect*
- **3–5 unexcused absences:** *–10 percentage points from participation grade, for each unexcused absence beyond 2*
- **6+ unexcused absences:** *Withdrawal from course, or failure if after last day to drop*
- **5+ minutes late:** *Tardy*
- **30+ minutes late:** *Absent*
- **3 Tardy:** *Absent*

GRADING POLICIES:

SEMESTER GRADES:

Final semester grades are based on a percentage of points accumulated in weighted categories throughout the

semester. If class sessions must be canceled due to events out of the instructor's control such as illness, natural disaster, etc., the point total may be reduced, but the percentage assigned to each category will remain the same.

FINAL GRADE BREAKDOWN:

40%: **Major Photo Projects** (100 pts. each)

20%: **Participation** (100 pts)

20%: **Reading and Written Work** (100 pts.)

20%: **Homework** (points may vary)

GRADE SCALE:

A = 93 – 100% of possible points

A- = 90 – 92% of possible points

B+ = 87 – 89% of possible points

B = 83 – 86% of possible points

B- = 80 – 82% of possible points

C+ = 77 – 79% of possible points

C = 73 – 76% of possible points

C- = 70 – 72% of possible points

D+ = 67 – 69% of possible points

D = 63 – 66% of possible points

D- = 60 – 62% of possible points

F = 0 – 59% of possible points

INDIVIDUAL PROJECT GRADES:

While grading works of art is subjective, I try to approach each student's work as fairly and objectively as possible, taking into account each of the student's circumstances and abilities. Projects turned in late will receive an automatic 20 pt. deduction. You will then have one week from the due date to turn it in. After one week you will receive an F for that project. On-time means that it is uploaded to Canvas by the due date before the assignment closes. All homework assignments must be turned in through Canvas to receive credit, and will not be accepted late.

Individual work will be graded using the following 5 categories. Rubrics will be provided for each major project.

- Meets Project Objectives
- Composition/Visual
- Craftsmanship/Technical
- Concept/Creativity
- Individual Effort

MATERIALS AND SAFETY:

Practicing studio safety is a combination of four factors: having knowledge of the materials you are handling, understanding the environment (space) in which you are working, being aware of emergency procedures, and practicing common sense in any given situation. Most of the materials that you will be using in this class have

relatively low levels of toxicity unless ingested. Eating and drinking are only permitted in designated areas. Pay special attention to the following:

DARKROOM SAFETY

- Never put anything wet on the enlarger benches.
- Always dry hands before using electrical equipment.
- Never leave bags, coats or other obstacles on the floor. These could cause people to trip and, for this reason, there should be no stools in a darkroom.
- Never run in the darkroom.
- Always turn the enlargers off when not in use. If left on for any length of time, they can become extremely hot and cause burns.
- Never take a negative carrier out of an enlarger when the light is on.
- Always use tongs or disposable gloves when processing film or paper, and always wash hands afterwards.
- Never take food or drink into the darkroom.
- Avoid splashing chemicals.
- Always carry wet prints in a tray and wipe up any spillage immediately. Return the tray after use.
- Rinse and return measures.
- Do not leave liquid in a measure (it is impossible for anyone else to know what it is).
- Always return the fixer to the correct bottle and never to the bottle labelled Developer.
- Keep all trailing leads tidy and out of the way.
- Visually check the condition of leads before plugging lamps into the wall sockets.
- Tungsten Lamps become very hot and very quickly! Do not touch the lamps with fingers, or place them too close to other things.

GENERAL SAFETY

- Practicing studio safety is a combination of four factors: having knowledge of the materials you are handling, understanding the environment (space) in which you are working, being aware of emergency procedures, and practicing common sense in any given situation. Most of the materials that you will be using in this class have relatively low levels of toxicity unless ingested. Eating and drinking are only permitted in designated areas. Pay special attention to the following:
- **Aerosols, including spray fixatives and spray adhesives:** these contain fumes that are both toxic and flammable. They should only be used outside. Do not use them in a dormitory or apartment – not even in the hallway. When spraying outside be careful that you are nowhere near a ventilation intake source. Spraying near this will spread the fumes throughout the building. It is also important to know that spraying fixative around an infant or child has been known to cause serious injury or death because of their delicate respiratory system.
- **X-Acto Blades, Mat Cutters, etc:** Use a cutting board or mat placed on a stable surface. Grip the handle of the knife securely. If possible, secure the material in a clamp before cutting. Otherwise, grip the material behind the cutting blade. Always cut away from your body, and be sure others are not in the path of the knife should you slip. When throwing a dull blade in the trash, wrap that sharp end of a used blade a few times in some masking tape so that the person dealing with the trash does not get cut. For your own safety, cover the blade with your kneaded eraser so that you won't get cut if it is stored unprotected in your art box.

REQUIRED TOOLS AND MATERIALS:

It will be up to you to obtain the materials needed for your projects this semester. Contemporary Photography can be made many ways. As you get an idea of what you may need for each project discuss your material needs with Lael and he will be happy to point you in the right direction. Know that most students spend about \$40 on each of the three major projects.

You need to have these items

- Sketch book or notebook
- Digital or Film SLR Camera- I have many cameras available to check out as well, you will need to buy film if you are going analogue.
- A budget for Printing and Finishing - We will have access to the large format Epson, as well as darkroom chemistry. You will need to pay for digital printing or darkroom photo paper.
- In addition, sometimes students use alternative chemistry, and other materials. You may need to purchase these additional items depending on your chosen projects.

CLEAN UP:

Art, by its nature, is a messy process. It is important that you clean up after yourself. This includes the classroom and anywhere else that you might work. These are areas that we all share and use, so be courteous and leave your work area as clean or cleaner than you found it. If you habitually neglect to clean up after yourself your final grade will be affected.

1st Offense = Warning / 2nd Offense = 1 tardy / 3rd or more = absence for each offense

GENERAL POLICIES AND EXPECTATIONS:

- Arrive on time and be prepared to participate in all class activities, projects, discussions, and critiques.
- Attend every class and work diligently.
- Dress appropriately for class.
- Bring all necessary tools and supplies.
- Early or late exams/quizzes will not be administered.
- Late homework assignments will not be accepted.
- Coming to class unprepared is the same as an absence.
- Work done by someone else is considered cheating/plagiarism, and University Policy will be enforced.
- You are expected to purchase the required text and materials.

PHONES AND ELECTRONIC DEVICES:











- Students should remain focused and engaged during class.
- Phones must be silenced and placed in a designated phone bin during class.
- Headphones are not allowed during class.
- Unauthorized use of electronic devices for non-course-related activity is prohibited.
- Repeated violations of these policies may result in an absence.
- If you have an emergency or special circumstance, arrangements must be worked out in advance with the professor.






1st Offense = Warning / 2nd Offense = 1 tardy / 3rd or more = absence for each offense

Quick Links to Resources

[Netiquette Guidelines](#) | [Help Resources & Technical Support](#) | [Technology & System Requirements](#) | [Canvas Guide](#) | [_ \(https://guides.instructure.com/m/4212\)](https://guides.instructure.com/m/4212)

Course Summary:

Date	Details	Due
Tue Jan 18, 2022	 WK1 HOMEWORK: Photography Questionnaire (https://canvas.pointloma.edu/courses/60213/assignments/753346)	due by 12pm
Tue Feb 15, 2022	 ARTISTS STATEMENT ONE: Staged (https://canvas.pointloma.edu/courses/60213/assignments/753354)	due by 12pm
	 STUDIO PROJECT ONE: Staged (https://canvas.pointloma.edu/courses/60213/assignments/753347)	due by 12pm
Thu Feb 17, 2022	 CRITIQUE PROJECT ONE: Staged (https://canvas.pointloma.edu/courses/60213/assignments/753357)	due by 2:40pm
	 ARTISTS STATEMENT THREE: The Book (https://canvas.pointloma.edu/courses/60213/assignments/753343)	
	 ARTISTS STATEMENT TWO: Cross Pollination (https://canvas.pointloma.edu/courses/60213/assignments/753341)	
	 CRITIQUE PROJECT THREE: The Book (https://canvas.pointloma.edu/courses/60213/assignments/753356)	
	 CRITIQUE PROJECT TWO: Cross Pollination (https://canvas.pointloma.edu/courses/60213/assignments/753358)	
	 READINGS FOUR: (https://canvas.pointloma.edu/courses/60213/assignments/753352)	
	 READINGS ONE: (https://canvas.pointloma.edu/courses/60213/assignments/753349)	

Date	Details	Due
	<div><div></div><div>READINGS THREE: (https://canvas.pointloma.edu/courses/60213/assignments/753351)</div></div>	
	<div><div></div><div>READINGS TWO: (https://canvas.pointloma.edu/courses/60213/assignments/753350)</div></div>	
	<div><div></div><div>Roll Call Attendance (https://canvas.pointloma.edu/courses/60213/assignments/753353)</div></div>	
	<div><div></div><div>STUDIO PROJECT THREE: The Book (https://canvas.pointloma.edu/courses/60213/assignments/753342)</div></div>	
	<div><div></div><div>STUDIO PROJECT TWO: Cross Pollination (https://canvas.pointloma.edu/courses/60213/assignments/753348)</div></div>	