

FALL 2021

Home

Announcements

Syllabus

Modules

People

Grades

Attendance

Google Drive

Zoom

Ryan Library

Honorlock

Files

Outcomes

Collaborations

Quizzes

BigBlueButton (Formerly Conferences)

Rubrics

Assignments

Discussions

Pages

Settings

ART2026-1 FA21 - Photography: Digital

Edit

Course Status

UnpublishPublished

Import Existing Content

Import from Commons


Choose Home Page

View Course Stream

New Announcement

New Analytics

View Course Notifications



Rhein II, Andreas Gursky, 1999, C-print mounted to acrylic, 73 in × 143 in

ART3026 | PHOTOGRAPHY: DIGITAL

INSTRUCTOR: Lael Corbin, MFA

CONTACT: lcorbin@pointloma.edu / phone: 619.849.2239


OFFICE: Keller 104 (email for an appointment)

SCHEDULE: Tuesday / Thursday, 9:20–11:40 pm


FINAL EXAM: Thursday 12/16: 1:30–4:00 pm

[PLNU MISSION](#)

[UNIVERSITY POLICIES](#)



Your Instructor



Weekly Modules

COURSE DESCRIPTION:

Art 2026 Digital Photography is an introductory level course in photography. This course focuses on using digital technologies for the application of contemporary image making. The coursework addresses the visual language used to create, evaluate, and respond to photograph. We will explore the various technology associated with digital photography such as the digital camera, using the computer as darkroom, studio lighting, and digital print making . In addition we will be examining the effective use of color in image making, exploring photography as a story telling medium and discussing the ethical issues surrounding image manipulation.

OVERVIEW:

This course is structured into [15 weekly modules](#). All of the activities, requirements, assignments and due dates for a particular week are contained within each corresponding module. However, some larger photo sets span multiple weeks, so it's important to look ahead and be aware of future homework assignments and due dates.

This is a combination lab/lecture course. Class time may be used for lectures, project introductions, material and technical demonstrations, group discussion, and open lab work time. Attendance will be taken.

STUDENT LEARNING OUTCOMES:

- Develop critical thinking, problem-solving, and knowledge through the completion of assignments and artworks created in this class.
 - Idea Objective: Learning to Apply and Develop Creative Capacities
 - Activities and Assignments: Weekly Shooting Assignments, Printed Images Sets, Lab work
- Acquire technical skills such as the manual operation of camera, the ability to determine correct exposure settings, the ability to process RAW images using Adobe Bridge and Adobe Photoshop and create color prints.
 - Idea Objective: Developing specific skills, competencies, & points of view needed by professionals in this field
 - Activities and Assignments: Weekly Shooting Assignments, Printed Images Sets, Lab work
- Demonstrate basic rules of picture composition and evaluate photographs in terms of their technical control and visual content.
 - Idea Objective: Develop Creative Capacities
 - Activities and Assignments: Weekly Shooting Assignments, Printed Images Sets, Lab work
- Evaluate personal motivations and conceptual intent about the artworks produced.
 - Idea Objective: Developing skills in expressing oneself orally or in writing
 - Activities and Assignments: Critiques and Artists Statements
- Respond to, and critique the artworks of peers and professional examples.
 - Idea Objective: Learning to analyze and critically evaluate ideas
 - Activities and Assignments: Critiques and Artists Statements

WEEKLY SHOOTING ASSIGNMENTS & CONTACT SHEETS

There will be a shooting assignment presented each week in class. These assignments are intended to advance the students technical and conceptual abilities, as well as promote an active and diverse studio practice. Each week you will be responsible for shooting at least 24 images based on the assignment, and then for turning in at least one image, and one contact sheet. These will be submitted on Canvas by the beginning of class, and a brief class discussion/critique will follow.

PHOTO PRINT SETS

There will be two Photo Print Sets required this semester. These will be an opportunity to demonstrate technical and create abilities, and to expand upon the themes of the weekly shooting assignments. The requirements for each of these image sets will be presented in class, and students will have multiple lab sessions to complete each set before being presented to the class in a formal critique..

WRITTEN WORK

Upon completion of each of the Photo Print Sets and in preparation for each critique, the student will be asked to create an artist statement reflecting on their work. An artist's statement is a short writing that offers insight into the images by describing your creative process, philosophy, vision, and motivation. Its goal is to enlighten, engage and provide insight about an artwork.

In addition to the written artists statements, students will be asked to complete short written responses to assigned readings, and topics of discussion.

HOMEWORK TUTORIALS

Each week there will be several short video tutorials made available that will cover a wide range of technical and conceptual issues. While the completion of these tutorials will not graded as an assignment, the expectation is that you make use of them to accomplish each weeks photoshoot, homework and other goals. Due to the broad range of skills that students come into this course with, some find the tutorials to serve as reminder for skills already learned, and others find them to be an essential component to getting through the course. Either way you will want to be sure to set aside time for their completion each week, so as to not get behind on skills that will build sequentially through the course.

CRITIQUES AND PARTICIPATION:

The primary purpose of each of the two critiques is to provide a detailed analysis and evaluation of the artworks presented. It is also an opportunity to practice the language associated photography. Each student is expected to contribute to the discussion. In fact, your participation grade is based in part on your willingness to join in during the critique. If you are absent from a critique your project will be marked late. (–20 pts) There will be no opportunity to make up the points lost for missing a critique. Students are given a grade for each critique. 50% of the grade is based upon participation during the critique, and 50% is based upon overall class participation up to that point.

COURSE CREDIT HOUR INFORMATION:

In the interest of providing sufficient time to accomplish the stated Course Learning Outcomes, this class meets the PLNU credit hour policy for a 3 unit class delivered over 15 weeks. It is anticipated that students will spend a minimum of 37.5 participation hours per credit hour on their coursework. For this course, students will spend an estimated 112.5 total hours meeting the course learning outcomes. The time estimations are provided in the Canvas modules.

ATTENDANCE:

PLNU ATTENDANCE POLICY:

Regular and punctual attendance in all classes is considered essential to optimum academic achievement. If the student is absent from more than 10 percent of class meetings, the faculty member can file a written report which may result in de-enrollment. If the absences exceed 20 percent, the student may be de-enrolled without notice until the university drop date or, after that date, receive the appropriate grade for their work and participation. See [Academic Policies](#) e in the Undergraduate Academic Catalog.

CLASS ATTENDANCE POLICY:

Attendance is required. You are allowed 2 unexcused absences. Each additional absence will result in a 10 point deduction from your final participation grade. If you are absent, you are responsible to find out from your peers what information you missed. If you arrive more than 5 minutes after the start time or leave more than 5 minutes early from a required class session, you will be marked late. If you miss 30 minutes or more of a required class session, you will be marked absent. 3 late arrivals or early departures equal one absence.

Exceptions to the attendance policy will only be made in the event of a family emergency, illness with a doctor's verification, or something of an unexpected, urgent nature which is out of your control. Family vacations, weddings, work schedules, and/or travel/flight schedules are not valid excuses for missing a required class session or exam. Excessive absences may result in you being dropped from the course.

- 1–2 unexcused absences: no effect
- 3–5 unexcused absences: –10 percentage points from participation grade, for each unexcused absence beyond 2
- 6+ unexcused absences: Withdrawal from course, or failure if after last day to drop
- 5+ minutes late: Tardy
- 30+ minutes late: Absent
- 3 Tardy: Absent

GRADING POLICIES:

SEMESTER GRADES:

Final semester grades are based on a percentage of points accumulated in weighted categories throughout the semester. If class sessions must be canceled due to events out of the instructor's control such as illness, natural disaster, etc., the point total may be reduced, but the percentage assigned to each category will remain the same.

FINAL GRADE BREAKDOWN:

40%:	Weekly Photoshoot Images (300 pts.)
30%:	Printed Photo Sets (200 pts.)
10%:	Participation (40 pts.)
10%:	Homework (points may vary)
10%:	Written Work (50 pts.)

GRADE SCALE:

A	= 93 – 100% of possible points
A-	= 90 – 92% of possible points
B+	= 87 – 89% of possible points
B	= 83 – 86% of possible points
B-	= 80 – 82% of possible points
C+	= 77 – 79% of possible points
C	= 73 – 76% of possible points
C-	= 70 – 72% of possible points
D+	= 67 – 69% of possible points
D	= 63 – 66% of possible points
D-	= 60 – 62% of possible points
F	= 0 – 59% of possible points

INDIVIDUAL PROJECT GRADES:

While grading works of art is subjective, I try to approach each student's work as fairly and objectively as possible, taking into account each of the student's circumstances and abilities. Projects turned in late will receive an automatic 20 pt. deduction. You will then have one week from the due date to turn it in. After one week you will receive an F for that project. On-time means that it is uploaded to Canvas by the due date before the assignment closes. All homework assignments must be turned in through Canvas to receive credit, and will not be accepted late.

Individual work will be graded using the following 5 categories. Rubrics will be provided for each major project.

- Meets Project Objectives
- Composition/Visual
- Craftsmanship/Technical
- Concept/Creativity
- Individual Effort

MATERIALS AND SAFETY:

Practicing studio safety is a combination of four factors: having knowledge of the materials you are handling, understanding the environment (space) in which you are working, being aware of emergency procedures, and practicing common sense in any given situation. Most of the materials that you will be using in this class have relatively low levels of toxicity unless ingested. Eating and drinking are only permitted in designated areas. Pay special attention to the following:

- Aerosols, including spray fixatives and spray adhesives:** these contain fumes that are both toxic and flammable. They should only be used outside. Do not use them in a dormitory or apartment – not even in the hallway. When spraying outside be careful that you are nowhere near a ventilation intake source. Spraying near this will spread the fumes throughout the building. It is also important to know that spraying fixative around an infant or child has been known to cause serious injury or death because of their delicate respiratory system.
- X-Acto Blades, Mat Cutters, etc:** Use a cutting board or mat placed on a stable surface. Grip the handle of the knife securely. If possible, secure the material in a clamp before cutting. Otherwise, grip the material behind the cutting blade. Always cut away from your body, and be sure others are not in the path of the knife should you slip. When throwing a dull blade in the trash, wrap that sharp end of a used blade a few times in some masking tape so that the person dealing with the trash does not get cut. For your own safety, cover the blade with your kneaded eraser so that you won't get cut if it is stored unprotected in your art box.

REQUIRED TOOLS AND MATERIALS:

Required Equipment

- Digital SLR or Mirrorless Camera, with lens (capable of shooting manually and Raw format)
- A Laptop Computer with access to the Adobe Photography Suite ([Photoshop, Bridge, Lightroom - \\$9.99/month e](#))
- A method for storing your images (computer, cloud, external, etc.)

Recommended Equipment

- External Hard Drive
- An inexpensive tripod ([\\$18 on Amazon](#))

Recommended Reading

- Photograph CC book for Digital Photographers Scott Kelby
- Lightroom CC book for Digital Photographers Scott Kelby

CLEAN UP:

Art, by its nature, is a messy process. It is important that you clean up after yourself. This includes the classroom and anywhere else that you might work. These are areas that we all share and use, so be courteous and leave your work area as clean or cleaner then you found it. If you habitually neglect to clean up after yourself your final grade will be affected.

1st Offense = Warning / 2nd Offense = 1 tardy / 3rd or more = absence for each offense

GENERAL POLICIES AND EXPECTATIONS:

- Arrive on time and be prepared to participate in all class activities, projects, discussions, and critiques.
- Attend every class and work diligently.
- Dress appropriately for class.
- Bring all necessary tools and supplies.
- Early or late exams/quizzes will not be administered.
- Late homework assignments will not be accepted.
- Coming to class unprepared is the same as an absence.
- Work done by someone else is considered cheating/plagiarism, and University Policy will be enforced.
- You are expected to purchase the required text and materials.

PHONES AND ELECTRONIC DEVICES:

- Students should remain focused and engaged during class.
- Phones must be silenced and placed in a designated phone bin during class.
- Headphones are not allowed during class.
- Unauthorized use of electronic devices for non-course-related activity is prohibited.
- Repeated violations of these policies may result in an absence.
- If you have an emergency or special circumstance, arrangements must be worked out in advance with the professor.

1st Offense = Warning / 2nd Offense = 1 tardy / 3rd or more = absence for each offense

Quick Links to Resources

[Netiquette Guidelines](#) | [Help Resources & Technical Support](#) | [Technology & System Requirements](#) | [Canvas Guide](#)

→